



XIN LU
Hotel & Restaurant
 Jln. A. Yani, Komp. Ruko No. 2
 Telp. (0717) 421008, 421687
 Pangkalpinang, Bangka Belitung

No. : **12333**

NAME OF GUEST	DATE	TYPE OF ROOM	ROOM NO.
Mr.	C / I / /	SILVER	
Mrs.		GOLD	
Miss.	C / O / /	PLATINUM	

	PRICE (Rp.)	TOTAL (Rp.)
ROOM []		
SILVER		
GOLDEN		
PLATINUM		
Extra Bed		
TOTAL		Rp.
PPN 10 %		Rp.
DEPOSITE		Rp.
GRAND TOTAL		Rp.



*Thank You
 Please Come Again*

Terbilang : _____

Listing Program

```

#Module1
=====
Global cn As New ADODB.Connection
Public Sub OpenDatabase()
    Set cn = New ADODB.Connection
    cn.Provider = "microsoft.jet.oledb.4.0;data source = " & App.Path & "\Penyewaan.mdb"
    cn.Open
    cn.CursorLocation = adUseClient
End Sub

#Module2
=====
Public Function TerbilangBulat(strAngka As String, _
    Optional MataUang As String = "Rupiah") As String
    Dim strJmlHuruf$, intPecahan As Integer
    Dim strPecahan$, Urai$, Bil1$, strTot$, Bil2$
    Dim x As Integer, Y As Integer, z As Integer
    On Error GoTo Pesan
    Dim strValid As String, huruf As String * 1
    Dim i As Integer
    'Periksa setiap karakter yg diketikkan ke kotak UserID
    strValid = "1234567890"
    For i% = 1 To Len(strAngka)
        huruf = Chr(Asc(Mid(strAngka, i%, 1)))
        If InStr(strValid, huruf) = 0 Then
            Exit Function
        End If
    Next i%

    If strAngka = "" Then Exit Function
    If Len(Trim(strAngka)) > 15 Then GoTo Pesan
    strJmlHuruf = LTrim(strAngka)
    'intPecahan = Val(Right(Mid(strAngka, 15, 2), 2))

    If (intPecahan = 0) Then
        strPecahan = ""
    Else
        'strPecahan = LTrim(Str(intPecahan)) + "/100 "
        strPecahan = ""
    End If

    x = 0
    Y = 0
    Urai = ""
    While (x < Len(strJmlHuruf))
        x = x + 1
        strTot = Mid(strJmlHuruf, x, 1)

```

```

Y = Y + Val(strTot)
z = Len(strJmlHuruf) - x + 1
Select Case Val(strTot)
Case 1
  If (z = 1 Or z = 7 Or z = 10 Or z = 13) Then
    Bil1 = "Satu "
  ElseIf (z = 4) Then
    If (x = 1) Then
      Bil1 = "se"
    Else
      Bil1 = "satu "
    End If
  ElseIf (z = 2 Or z = 5 Or z = 8 Or z = 11 Or z = 14) Then
    x = x + 1
    strTot = Mid(strJmlHuruf, x, 1)
    z = Len(strJmlHuruf) - x + 1
    Bil2 = ""

    Select Case Val(strTot)
      Case 0: Bil1 = "Sepuluh "
      Case 1: Bil1 = "Sebelas "
      Case 2: Bil1 = "Dua Belas "
      Case 3: Bil1 = "Tiga Belas "
      Case 4: Bil1 = "Empat Belas "
      Case 5: Bil1 = "Lima Belas "
      Case 6: Bil1 = "Enam Belas "
      Case 7: Bil1 = "Tujuh Belas "
      Case 8: Bil1 = "Delapan Belas "
      Case 9: Bil1 = "Sembilan Belas "
    End Select
  Else
    Bil1 = "Se"
  End If
Case 2: Bil1 = "Dua "
Case 3: Bil1 = "Tiga "
Case 4: Bil1 = "Empat "
Case 5: Bil1 = "Lima "
Case 6: Bil1 = "Enam "
Case 7: Bil1 = "Tujuh "
Case 8: Bil1 = "Delapan "
Case 9: Bil1 = "Sembilan "
Case Else
  Bil1 = ""
End Select

If (Val(strTot) > 0) Then
  If (z = 2 Or z = 5 Or z = 8 Or z = 11 Or z = 14) Then
    Bil2 = "Puluh "
  ElseIf (z = 3 Or z = 6 Or z = 9 Or z = 12 Or z = 15) Then

```

```

        Bil2 = "Ratus "
    Else
        Bil2 = ""
    End If
Else
    Bil2 = ""
End If

If (Y > 0) Then
    Select Case z
        Case 4:  Bil2 = Bil2 + "Ribuan "
                Y = 0
        Case 7:  Bil2 = Bil2 + "Juta "
                Y = 0
        Case 10: Bil2 = Bil2 + "Milyar "
                Y = 0
        Case 13: Bil2 = Bil2 + "Trilyun "
                Y = 0
    End Select
End If
Urai = Urai + Bil1 + Bil2
Wend
Urai = Urai + strPecahan
TerbilangBulat = (Urai & MataUang)
Exit Function
Pesan:
    TerbilangBulat = "(maksimal 15 digit)"
End Function

Private Sub Cetak_Click()
    FCetakNota.Show
End Sub

Private Sub EDK_Click()
    FKamar.Show
End Sub

Private Sub EDN_Click()
    FNota.Show
End Sub

Private Sub EDT_Click()
    FTamu.Show
End Sub

Private Sub EDPS_Click()
    FPesanan.Show
End Sub

```

```
Private Sub Form_Load()  
DTPicker1 = Format(Now)  
End Sub
```

```
Private Sub Kel_Click()  
End  
End Sub
```

```
Private Sub LDP_Click()  
FCetakLapKamar.Show  
End Sub
```

```
Private Sub LPK_Click()  
FCetakLapSewa.Show  
End Sub
```

```
Private Sub Timer1_Timer()  
Label4.Caption = Time  
End Sub
```

```
#Menu master
```

```
=====
```

```
Private Sub Cetak_Click()  
FCetakNota.Show  
End Sub
```

```
Private Sub EDK_Click()  
FKamar.Show  
End Sub
```

```
Private Sub EDN_Click()  
FNota.Show  
End Sub
```

```
Private Sub EDT_Click()  
FTamu.Show  
End Sub
```

```
Private Sub EDPS_Click()  
FPesanan.Show  
End Sub
```

```
Private Sub Form_Load()  
DTPicker1 = Format(Now)  
End Sub
```

```
Private Sub Kel_Click()  
End  
End Sub
```

```

Private Sub LDP_Click()
    FCetakLapKamar.Show
End Sub

Private Sub LPK_Click()
    FCetakLapSewa.Show
End Sub

Private Sub Timer1_Timer()
    Label4.Caption = Time
End Sub

#Entry Data Tamu
=====
Dim rstamu As New ADODB.Recordset

Private Sub al_Click()
    al.BackColor = &H80000003
    kd.BackColor = &H80000005
    nm.BackColor = &H80000005
    tel.BackColor = &H80000005
End Sub

Private Sub al_KeyPress(KeyAscii As Integer)
    If KeyAscii = 13 Then
        tel.SetFocus
        tel.BackColor = &H80000003
        al.BackColor = &H80000005
    End If
End Sub

Private Sub Command1_Click()
    Dim sql As String
    sql = "select * from tamu where kdtamu='" & kd & "'"
    Set rstamu = cn.Execute(sql)
    a = MsgBox("Apakah Data Dengan Kode Tamu : " & kd & " Akan Di Simpan ?", vbYesNo +
vbQuestion, "Info")
    If a = vbYes Then
        If Not rstamu.EOF Then
            MsgBox "Kode Tamu : " & kd & " Sudah Pernah Tersimpan!!", vbInformation, "Info"
            kosong
            kd.SetFocus
        ElseIf kd = "" Or nm = "" Or al = "" Or tel = "" Then
            MsgBox "Masukkan Data Dengan Benar!!", vbInformation, "Info"
        Else
            cn.Execute "insert into tamu values('" & kd & "','" & nm & "','" & al & "','" & tel & "'"")"
            tampil
            kosong
        End If
    End If
End Sub

```

```

        kd.SetFocus
        kd.BackColor = &H80000003
        tel.BackColor = &H80000005
    End If
End If
End Sub

Private Sub Command2_Click()
Dim sql As String
sql = "select * from tamu where kdtamu=" & kd & ""
Set rstamu = cn.Execute(sql)
If rstamu.EOF Then
    MsgBox "Kode PTamu : " & kd & " Tidak Ada!!", vbInformation, "Info"
    kosong
    nm.SetFocus
Else
    cn.Execute "Update tamu set nmtamu= " & nm & ",alamat= " & al & ",telepon= " & tel
    & " where kdtamu = " & kd & ""
    MsgBox "Data Dengan Kode tamu : " & kd & " Telah Di Edit!!", vbInformation, "Info"
    tampil
    kosong
    kd.SetFocus
End If
End Sub

Private Sub Command3_Click()
If kd = "" Or nm = "" Or al = "" Or tel = "" Then
    MsgBox "Pilih Data Tamu Yang Ingin di Hapus!!", vbInformation, "Info"
ElseIf MsgBox("Apakah Data Dengan Kode Pelanggan : " & kd & " Akan Di Hapus ?",
vbYesNo + vbQuestion, "Info") = vbYes Then
    cn.Execute "Delete from tamu where kdtamu=" & kd & ""
    tampil
    kosong
    kd.SetFocus
End If
End Sub

Private Sub Command4_Click()
    kosong
    wamatext
    kd.SetFocus
    kd.BackColor = &H80000003
End Sub

Private Sub Command5_Click()
    Unload Me
End Sub

Private Sub dg_Click()

```

```
kd = Dg.Columns![0]
nm = Dg.Columns![1]
al = Dg.Columns![2]
tel = Dg.Columns![3]
nm.SetFocus
End Sub

Private Sub Form_Activate()
kd.SetFocus
kd.BackColor = &H80000003
End Sub

Private Sub Form_Load()
OpenDatabase
Set rstamu = New ADODB.Recordset
rstamu.Open "select * from tamu", cn
kd.MaxLength = 5
nm.MaxLength = 20
al.MaxLength = 30
tel.MaxLength = 14
kd.Text = "T-"
tampil
End Sub

Sub tampil()
Set rstamu = New ADODB.Recordset
rstamu.Open "select * from tamu", cn, adOpenDynamic, adLockOptimistic
Set Dg.DataSource = rstamu
grid
End Sub

Sub grid()
Dg.AllowRowSizing = False
Dg.Columns(0).Caption = "Kode Tamu"
Dg.Columns(0).Width = 1550
Dg.Columns(0).AllowSizing = False

Dg.Columns(1).Caption = "Nama Tamu"
Dg.Columns(1).Width = 1800
Dg.Columns(1).AllowSizing = False

Dg.Columns(2).Caption = "Alamat Tamu"
Dg.Columns(2).Width = 2000
Dg.Columns(2).AllowSizing = False

Dg.Columns(3).Caption = "Telepon Tamu"
Dg.Columns(3).Width = 1900
Dg.Columns(3).AllowSizing = False
End Sub
```



```

Sub kosong()
    kd = ""
    nm = ""
    al = ""
    tel = ""
End Sub

Private Sub kd_Change()
    Set rstamu = New ADODB.Recordset
    rstamu.Open "select * from tamu where kdtamu like" & kd & "%", cn
    Set Dg.DataSource = rstamu
    grid
End Sub

Private Sub kd_Click()
    kd.BackColor = &H80000003
    nm.BackColor = &H80000005
    al.BackColor = &H80000005
    tel.BackColor = &H80000005
End Sub

Private Sub kd_KeyPress(KeyAscii As Integer)
    Dim sql As String
    sql = "select * from tamu where kdtamu=" & kd & ""
    Set rstamu = cn.Execute(sql)
    If KeyAscii = 13 Then
        nm.SetFocus
        nm.BackColor = &H80000003
        kd.BackColor = &H80000005
        If Not rstamu.EOF Then
            kd = rstamu("kdtamu")
            nm = rstamu("nmtamu")
            al = rstamu("alamat")
            tel = rstamu("telepon")
        ElseIf rstamu.EOF Then
            nm = ""
            al = ""
            tel = ""
        End If
    End If
End Sub

Private Sub nm_Change()
    Set rstamu = New ADODB.Recordset
    rstamu.Open "select * from tamu where nmtamu like" & nm & "%", cn
    Set Dg.DataSource = rstamu
    grid

```

```
End Sub
```

```
Private Sub nm_Click()
    nm.BackColor = &H80000003
    kd.BackColor = &H80000005
    al.BackColor = &H80000005
    tel.BackColor = &H80000005
End Sub
```

```
Private Sub nm_KeyPress(KeyAscii As Integer)
    Dim sql As String
    sql = "select * from tamu where nmtamu=" & nm & ""
    Set rstamu = cn.Execute(sql)
    If KeyAscii = 13 Then
        al.SetFocus
        al.BackColor = &H80000003
        nm.BackColor = &H80000005
        If Not rstamu.EOF Then
            kd = rstamu("kdtamu")
            al = rstamu("alamat")
            tel = rstamu("telepon")
        ElseIf rstamu.EOF Then
            al = ""
            tel = ""
        End If
    End If
End Sub
```

```
Private Sub tel_Click()
    tel.BackColor = &H80000003
    nm.BackColor = &H80000005
    al.BackColor = &H80000005
    kd.BackColor = &H80000005
End Sub
```

```
Private Sub tel_KeyPress(KeyAscii As Integer)
    If KeyAscii = 13 Then
        Command1.SetFocus
        tel.BackColor = &H80000005
    End If
End Sub
```

```
Sub warnatext()
    kd.BackColor = &H80000005
    nm.BackColor = &H80000005
    al.BackColor = &H80000005
    tel.BackColor = &H80000005
End Sub
```

```
#Entry Data Kamar
```

```
=====
```

```
Dim rskmr As New ADODB.Recordset
```

```
Private Sub Combo1_Click()
```

```
    hrg.SetFocus
    hrg.BackColor = &H80000003
    Combo1.BackColor = &H80000005
    kd.BackColor = &H80000005
    st.BackColor = &H80000005
```

```
End Sub
```

```
Private Sub Command1_Click()
```

```
Dim sql As String
```

```
sql = "select * from Kamar where nokmr= " & kd & ""
```

```
Set rskmr = cn.Execute(sql)
```

```
a = MsgBox("Apakah Data Dengan Nomor Kamar : " & kd & " Akan Di Simpan ?", vbYesNo +  
vbQuestion, "Info")
```

```
If a = vbYes Then
```

```
    If Not rskmr.EOF Then
```

```
        MsgBox "Nomor Kamar : " & kd & " Sudah Pernah Tersimpan!!", vbInformation, "Info"
```

```
        kosong
```

```
        kd.SetFocus
```

```
        ElseIf kd = "" Or Combo1 = "" Or hrg = "" Or st = "" Then
```

```
            MsgBox "Masukkan Data Dengan Benar!!", vbInformation, "Info"
```

```
            Else
```

```
                cn.Execute "insert into Kamar values(" & kd & "," & Combo1 & "," & hrg & "," & st &  
"")"
```

```
                tampil
```

```
                kosong
```

```
                kd.SetFocus
```

```
                kd.BackColor = &H80000003
```

```
                st.BackColor = &H80000005
```

```
                Dg.Refresh
```

```
            End If
```

```
End If
```

```
End Sub
```

```
Private Sub Command2_Click()
```

```
Dim sql As String
```

```
sql = "select * from Kamar where nokmr="" & kd & ""
```

```
Set rskmr = cn.Execute(sql)
```

```
If rskmr.EOF Then
```

```
    MsgBox "Nomor Kamar : " & kd & " Tidak Ada!!", vbInformation, "Info"
```

```
    kosong
```

```
    kd.SetFocus
```

```
Else
```

```

    cn.Execute "Update Kamar set tipekmr= " & Combo1 & ",hrgkmr= " & hrg & ",stokkmr=
    " & st & " where nokmr = " & kd & ""
    MsgBox "Data Dengan Nomor Kamar : " & kd & " Telah Di Edit!!", vbInformation, "Info"
    tampil
    kosong
    kd.SetFocus
    End If
End Sub

```

```

Private Sub Command3_Click()
If kd = "" Or Combo1 = "" Or hrg = "" Or st = "" Then
    MsgBox "Pilih Data Kamar Yang Ingin di Hapus!!", vbInformation, "Info"
    ElseIf MsgBox("Apakah Data Dengan Nomor Kamar : " & kd & " Akan Di Hapus ?",
vbYesNo + vbQuestion, "Info") = vbYes Then
    cn.Execute "Delete from Kamar where nokmr=" & kd & ""
    tampil
    kosong
    kd.SetFocus
    kd.BackColor = &H80000003
    Combo1.BackColor = &H80000005
    hrg.BackColor = &H80000005
    st.BackColor = &H80000005
End If
End Sub

```

```

Private Sub Command4_Click()
    kosong
    warnatext
    kd.SetFocus
    kd.BackColor = &H80000003
End Sub

```

```

Private Sub Command5_Click()
    Unload Me
End Sub

```

```

Private Sub dg_Click()
    kd = Dg.Columns![0]
    Combo1 = Dg.Columns![1]
    hrg = Dg.Columns![2]
    st = Dg.Columns![3]
    Combo1.SetFocus
End Sub

```

```

Private Sub Form_Activate()
    kd.SetFocus
    kd.BackColor = &H80000003
End Sub

```

```
Private Sub Form_Load()  
    OpenDatabase  
    Set rskmr = New ADODB.Recordset  
    rskmr.Open "select * from kamar", cn  
    Combo1.AddItem "Silver"  
    Combo1.AddItem "Golden"  
    Combo1.AddItem "Platinum"  
  
    kd.MaxLength = 5  
    hrg.MaxLength = 7  
    st.MaxLength = 2  
    kd.Text = "K-"  
    tampil  
End Sub  
  
Sub tampil()  
    Set rskmr = New ADODB.Recordset  
    rskmr.Open "select * from kamar", cn  
    Set Dg.DataSource = rskmr  
    grid  
End Sub  
  
Sub grid()  
    Dg.AllowRowSizing = False  
    Dg.Columns(0).Caption = "Nomor Kamar"  
    Dg.Columns(0).Width = 1500  
    Dg.Columns(0).AllowSizing = False  
  
    Dg.Columns(1).Caption = "Tipe Kamar"  
    Dg.Columns(1).Width = 2050  
    Dg.Columns(1).AllowSizing = False  
  
    Dg.Columns(2).Caption = "Harga Kamar"  
    Dg.Columns(2).Width = 2200  
    Dg.Columns(2).AllowSizing = False  
  
    Dg.Columns(3).Caption = "Stok Kamar"  
    Dg.Columns(3).Width = 1500  
    Dg.Columns(3).AllowSizing = False  
End Sub  
  
Sub kosong()  
    kd = ""  
    Combo1 = ""  
    hrg = ""  
    st = ""  
End Sub  
  
Private Sub hrg_Click()
```

```

    hrg.BackColor = &H80000003
    st.BackColor = &H80000005
    kd.BackColor = &H80000005
    Combo1.BackColor = &H80000005
End Sub

```

```

Private Sub hrg_KeyPress(KeyAscii As Integer)
If KeyAscii = 13 Then
    st.SetFocus
    st.BackColor = &H80000003
    hrg.BackColor = &H80000005
End If
End Sub

```

```

Private Sub kd_Change()
    Set rskmr = New ADODB.Recordset
    rskmr.Open "select * from Kamar where nokmr like" & kd & "%", cn
    Set Dg.DataSource = rskmr
    grid
End Sub

```

```

Private Sub kd_Click()
    kd.BackColor = &H80000003
    Combo1.BackColor = &H80000005
    hrg.BackColor = &H80000005
    st.BackColor = &H80000005
End Sub

```

```

Private Sub kd_KeyPress(KeyAscii As Integer)
Dim sql As String
sql = "select * from kamar where nokmr=" & kd & ""
Set rskmr = cn.Execute(sql)
If KeyAscii = 13 Then
    Combo1.SetFocus
    Combo1.BackColor = &H80000003
    kd.BackColor = &H80000005
    If Not rskmr.EOF Then
        kd = rskmr("Nokmr")
        Combo1 = rskmr("tipekmr")
        hrg = rskmr("harga")
        st = rskmr("stokkmr")
    ElseIf rskmr.EOF Then
        Combo1 = ""
        hrg = ""
        st = ""
    End If
End If
End Sub

```

```

Sub warnatext()
    kd.BackColor = &H80000005
    Combo1.BackColor = &H80000005
    hrg.BackColor = &H80000005
    st.BackColor = &H80000005
End Sub

Private Sub st_Click()
    kd.BackColor = &H80000005
    Combo1.BackColor = &H80000005
    hrg.BackColor = &H80000005
    st.BackColor = &H80000003
End Sub

Private Sub st_KeyPress(KeyAscii As Integer)
    If KeyAscii = 13 Then
        Command1.SetFocus
        st.BackColor = &H80000005
    End If
End Sub

#Entry Data Pesanan
=====

Dim rskmr As New ADODB.Recordset
Dim rstamu As New ADODB.Recordset
Dim rspesanan As New ADODB.Recordset

Private Sub Command1_Click()
    Unload Me
End Sub

Private Sub Command2_Click()
    Flex.Clear
    Flex.Rows = 2
    bersih_semua
    totkes = ""
    Text1 = ""
    Call Form_Load
    flexgrid
    kdt.SetFocus
    kdt.BackColor = &H80000003
    nok.BackColor = &H80000005
    lm.BackColor = &H80000005
End Sub

Private Sub Command3_Click()
    Dim Itung As String
    On Error Resume Next

```

```

cn.Execute "insert into pesanan values('" & no & "','" & tgl & "','" & tglci & "','" & tglco & "','"
& kdt & "','"
With Flex
Itung = 1
  Do While Itung < 10
    If Flex.TextMatrix(Itung, 1) = "" Then
      Exit Do
    Else
      cn.Execute "insert into Detail_Pesan values('" & no & "','" & Flex.TextMatrix(Itung, 1)
& "','" & Flex.TextMatrix(Itung, 3) & "','" & Flex.TextMatrix(Itung, 6) & "','"
      Itung = Itung + 1
    End If
  Loop
MsgBox "No Pesanan : " & no & " Telah Tersimpan!!", vbInformation, "Info"
Flex.Rows = Flex.Rows - Itung + 1
End With
  Call Form_Load
  kdt.SetFocus
  kdt.BackColor = &H80000003
  nok.BackColor = &H80000005
  Flex.Clear
  flexgrid
  hilangtamu
  bersih_semua
  totkes = ""
End Sub

Private Sub Command4_Click()
On Error Resume Next
If nok = "" Or lm = "" Or lm = "" Or tot = "" Or nmt = "" Or alt = "" Then
  MsgBox "Masukkan Data Dengan Benar!", vbInformation, "Info"
Else
  Baris = Flex.Row
  Flex.Rows = Flex.Rows + 1
  Flex.TextMatrix(Baris, 0) = Flex.Row + 0
  Flex.TextMatrix(Baris, 1) = nok
  Flex.TextMatrix(Baris, 2) = tp
  Flex.TextMatrix(Baris, 3) = hrg
  Flex.TextMatrix(Baris, 4) = tglci
  Flex.TextMatrix(Baris, 5) = tglco
  Flex.TextMatrix(Baris, 6) = lm
  Flex.TextMatrix(Baris, 7) = tot
  Flex.Row = Flex.Row + 1
  totkes = Val(totkes) + Val(tot)
  Text1.Text = TerbilangBulat(Val(Int(totkes.Text)))
  MsgBox "Satu Item Telah Masuk Kedalam Pesanan Kamar!!", vbInformation, "Info"
  flexgrid
  Command3.Enabled = True
  bersih_kamar

```



```
nok.SetFocus
nok.BackColor = &H80000003
lm.BackColor = &H80000005
nok.Text = "K-"
End If
End Sub

Private Sub Dgkmr_Click()
    nok = Dgkmr.Columns![0]
    tp = Dgkmr.Columns![1]
    hrg = Dgkmr.Columns![2]
    lm.SetFocus
    lm.BackColor = &H80000003
End Sub

Private Sub Dgtamu_Click()
    kdt = Dgtamu.Columns![0]
    nmt = Dgtamu.Columns![1]
    alt = Dgtamu.Columns![2]
    hilangtamu
    nok.Text = "K-"
    nok.SetFocus
    nok.BackColor = &H80000003
    kdt.BackColor = &H80000005
End Sub

Private Sub Form_Activate()
    kdt.SetFocus
    kdt.BackColor = &H80000003
End Sub

Private Sub Form_Load()
    OpenDatabase
    tgl = Format(Now, "DD/MM/YYYY")
    Dgkmr.Visible = False
    Command3.Enabled = False
    kdt.Text = "T-"
    hilangtamu
    auto
End Sub

Sub auto()
    Set rspesanan = New ADODB.Recordset
    rspesanan.Open "select * from Pesanan", cn
    no = "PS-" + Trim(Str(rspesanan.RecordCount + 1))
End Sub

Private Sub nok_Change()
    Dgkmr.Visible = True
```

```

Set rskmr = New ADODB.Recordset
rskmr.Open "select * from Kamar where nokmr like" & nok & "%", cn
Set Dgkmr.DataSource = rskmr
Dgkmr.Columns(3).Width = 0
End Sub

Private Sub nok_Click()
    Dgtamu.Visible = False
End Sub

Private Sub nok_KeyPress(KeyAscii As Integer)
If KeyAscii = 13 Then
    nok.BackColor = &H80000005
    lm.BackColor = &H80000003
    Set rskmr = New ADODB.Recordset
    rskmr.Open "select * from kamar where nokmr like" & nok & "%", cn
    Set Dgkmr.DataSource = rskmr
    If nok = "" Then
        MsgBox "Masukkan Nomor Kamar Yang Benar!", vbInformation, "Info"
    ElseIf Not rskmr.EOF Then
        nok = rskmr("nokmr")
        tp = rskmr("Tipekmr")
        hrg = rskmr("harga")
        lm.SetFocus
        Dgkmr.Visible = False
    Else
        MsgBox "Nomor Kamar : " & nok & " Tidak Ada Pada Database!", vbInformation, "Info"
        tp = ""
        hrg = ""
        nok.SetFocus
    End If
End If
End Sub

Private Sub kdt_Change()
    aktiftamu
    Set rstamu = New ADODB.Recordset
    rstamu.Open "select * from tamu where kdtamu like" & kdt & "%", cn
    Set Dgtamu.DataSource = rstamu
    Dgtamu.Columns(3).Width = 0
End Sub

Private Sub kdt_KeyPress(KeyAscii As Integer)
If KeyAscii = 13 Then
    kdt.BackColor = &H80000005
    nok.BackColor = &H80000003
    Set rstamu = New ADODB.Recordset
    rstamu.Open "select * from tamu where kdtamu like" & kdt & "%", cn
    Set Dgtamu.DataSource = rstamu

```

```

If kdt = "" Then
    MsgBox "Masukkan Kode Tamu Yang Benar!", vbInformation, "Info"
ElseIf Not rstamu.EOF Then
    kdt = rstamu("kdtamu")
    nmt = rstamu("nmtamu")
    alt = rstamu("alamat")
    nok.SetFocus
    nok.Text = "K-"
    hilangtamu
Else
    MsgBox "Kode Tamu : " & kdt & " Tidak Ada Pada Database!", vbInformation, "Info"
    nmt = ""
    alt = ""
    kdt.SetFocus
End If
End If
End Sub

Private Sub lm_Change()
    Dgkmr.Visible = False
    Command4.SetFocus
    tot = Val(hrg) * Val(lm)
End Sub

Private Sub nmt_Change()
    aktiftamu
    Set rstamu = New ADODB.Recordset
    rstamu.Open "select * from tamu where nmtamu like" & nmt & "%", cn
    Set Dgtamu.DataSource = rstamu
    Dgtamu.Columns(3).Width = 0
End Sub

Private Sub nmt_KeyPress(KeyAscii As Integer)
If KeyAscii = 13 Then
    Set rstamu = New ADODB.Recordset
    rstamu.Open "select * from tamu where nmtamu like" & nmt & "%", cn
    Set Dgtamu.DataSource = rstamu
    If nmt = "" Then
        MsgBox "Masukkan Nama Tamu Yang Benar!", vbInformation, "Info"
        ElseIf Not rstamu.EOF Then
            kdt = rstamu("kdtamu")
            nmt = rstamu("nmtamu")
            alt = rstamu("alamat")
            nok.SetFocus
            kdk = "K-"
            hilangtamu
        Else
            MsgBox "Nama Tamu : " & nmt & " Tidak Ada Pada Database!", vbInformation, "Info"
            kdt = ""

```

```

        alt = ""
        nmt.SetFocus
    End If
End If
End Sub

Sub bersih_kamar()
    nok = ""
    tp = ""
    hrg = ""
    lm = ""
    tot = ""
    kdk.SetFocus
End Sub

Sub bersih_semua()
    kdt = ""
    nmt = ""
    alt = ""
    nok = ""
    tp = ""
    hrg = ""
    lm = ""
    tot = ""
End Sub

Sub flexgrid()
    Flex.FormatString = "No | Nomor Kamar| Tipe Kamar      | Harga Kamar      |
Tanggal Check In | Tanggal Check Out | Lama Sewa  | Total      "
End Sub

Sub hilangtamu()
    Label14.Visible = False
    Shape3.Visible = False
    Dgtamu.Visible = False
End Sub

Sub aktiftamu()
    Label14.Visible = True
    Shape3.Visible = True
    Dgtamu.Visible = True
End Sub

#Entry Data Nota
=====

Dim rspesanan As New ADODB.Recordset
Dim rsnota As New ADODB.Recordset

```

```

Private Sub Command1_Click()
Dim sql As String
sql = "select * from nota where nonota="" & non & ""
Set rsnota = cn.Execute(sql)
a = MsgBox("Apakah Data Dengan Nomor Nota : " & non & " Akan Di Simpan ?", vbYesNo +
vbQuestion, "Info")
If a = vbYes Then
    If Not rsnota.EOF Then
        MsgBox "Nomor Nota : " & non & " Sudah Pernah Tersimpan!!", vbInformation, "Info"
        nop.SetFocus
        ElseIf non = "" Or nop = "" Or tglp = "" Or kdt = "" Then
            MsgBox "Masukkan Data Dengan Benar!!", vbInformation, "Info"
        Else
            cn.Execute "insert into nota values('" & non & "','" & tgl & "','" & nop & "'"")"
            tampil
            auto
            tglp = ""
            kdt = ""
            nop.SetFocus
            nop.BackColor = &H80000003
        End If
    End If
End Sub

```

```

Private Sub Command2_Click()
    kosong
    hilang
    nop.SetFocus
    nop.BackColor = &H80000003
    nop.Text = "PS-"
End Sub

```

```

Private Sub Command3_Click()
    Unload Me
End Sub

```

```

Private Sub dgpsn_Click()
    nop = dgpsn.Columns![0]
    tglp = dgpsn.Columns![1]
    kdt = dgpsn.Columns![2]
End Sub

```

```

Private Sub Form_Activate()
    nop.SetFocus
    nop.BackColor = &H80000003
End Sub

```

```

Private Sub Form_Load()
    OpenDatabase

```

```

    tgl = Format(Now, "DD/MM/YYYY")
    nop.Text = "PS-"
    hilang
    tampil
    auto
End Sub

Sub tampil()
    Set rsnota = New ADODB.Recordset
    rsnota.Open "select * from nota", cn
    Set dgnota.DataSource = rsnota
    grid
End Sub

Sub grid()
    dgnota.AllowRowSizing = False
    dgnota.Columns(0).Caption = "Nomor Nota"
    dgnota.Columns(0).Width = 1800

    dgnota.Columns(1).Caption = "Tanggal Nota"
    dgnota.Columns(1).Width = 2295

    dgnota.Columns(2).Caption = "Nomor Pesanan"
    dgnota.Columns(2).Width = 1800
End Sub

Sub auto()
    Set rsnota = New ADODB.Recordset
    rsnota.Open "select * from Nota", cn
    non = "N-" + Trim(Str(rsnota.RecordCount + 1))
End Sub

Sub kosong()
    nop = ""
    tglp = ""
    kdt = ""
    dgpsn.Visible = False
End Sub

Private Sub nop_Change()
    aktif
    Set rspesanan = New ADODB.Recordset
    rspesanan.Open "select * from Pesanan where nopsn like" & nop & "%", cn
    Set dgpsn.DataSource = rspesanan
    dgpsn.Columns(2).Width = 0
    dgpsn.Columns(3).Width = 0
End Sub

Private Sub nop_KeyPress(KeyAscii As Integer)

```

```

If KeyAscii = 13 Then
    nop.BackColor = &H80000005
    Set rspesanan = New ADODB.Recordset
    rspesanan.Open "select * from pesanan where nopsn like" & nop & "%", cn
    Set dgpsn.DataSource = rspesanan
    If nop = "" Then
        MsgBox "Masukkan Nomor Pesanan Yang Benar!", vbInformation, "Info"
    ElseIf Not rspesanan.EOF Then
        tglp = rspesanan("tglpsn")
        kdt = rspesanan("kdtamu")
        Command1.SetFocus
        hilang
    Else
        MsgBox "Nomor Pesanan : " & nop & " Tidak Ada Pada Database!", vbInformation,
        "Info"
        tglp = ""
        kdt = ""
        nop.SetFocus
    End If
End If
End Sub

Sub hilang()
    dgpsn.Visible = False
    Shape3.Visible = False
    Label7.Visible = False
End Sub

Sub aktif()
    dgpsn.Visible = True
    Shape3.Visible = True
    Label7.Visible = True
End Sub

#Cetak Nota
=====

Dim rsnota As New ADODB.Recordset

Private Sub Command1_Click()
    If non = "" Or tgl = "" Or nop = "" Then
        MsgBox "Masukkan Data Yang Ingin Di Cetak!", vbInformation, "Info"
        non.SetFocus
    Else
        CR.ReportFileName = "" & App.Path & "\Reportnota.rpt"
        CR.SelectionFormula = " {Qnota.nonota} = " & non.Text & ""
        CR.WindowState = crptMaximized
        CR.RetrieveDataFiles
        CR.Action = 1
    End If
End Sub

```

```
End If
End Sub
```

```
Private Sub Command2_Click()
    kosong
    hilang
    non.SetFocus
    non.Text = "N-"
    non.BackColor = &H80000003
End Sub
```

```
Private Sub Command3_Click()
    Unload Me
End Sub
```

```
Private Sub dg_Click()
    non = dg.Columns![0]
    tgl = dg.Columns![1]
    nop = dg.Columns![2]
End Sub
```

```
Private Sub Form_Load()
    OpenDatabase
    non.Text = "N-"
    non.BackColor = &H80000003
    hilang
End Sub
```

```
Private Sub non_Change()
    aktif
    Set rsnota = New ADODB.Recordset
    rsnota.Open "select * from nota where nonota like" & non & "%", cn
    Set dg.DataSource = rsnota
End Sub
```

```
Private Sub non_KeyPress(KeyAscii As Integer)
    If KeyAscii = 13 Then
        non.BackColor = &H80000005
        Set rsnota = New ADODB.Recordset
        rsnota.Open "select * from nota where nonota like" & non & "%", cn
        Set dg.DataSource = rsnota
        If non = "" Then
            MsgBox "Masukkan Nomor Nota Yang Benar!", vbInformation, "Info"
            ElseIf Not rsnota.EOF Then
                tgl = rsnota("tglnota")
                nop = rsnota("nopsn")
                Command1.SetFocus
                hilang
            Else
```



```

        MsgBox "Nomor Nota : " & non & " Tidak Ada Pada Database!", vbInformation, "Info"
        tgl = ""
        nop = ""
        non.SetFocus
    End If
End If
End Sub

Sub kosong()
    non = ""
    tgl = ""
    nop = ""
    dg.Visible = False
End Sub

Sub hilang()
    dg.Visible = False
    Label5.Visible = False
    Shape2.Visible = False
End Sub

Sub aktif()
    dg.Visible = True
    Label5.Visible = True
    Shape2.Visible = True
End Sub

#Laporan
=====

Dim rslap As New ADODB.Recordset

Private Sub Command1_Click()
    rslap.Filter = "tglnota>=" & tgl1.Value & _
    "" AND tglnota<= " & tgl2.Value & ""
    If tgl2.Value < tgl1.Value Then
        MsgBox "Tanggal Akhir Harus Lebih Besar dari Tanggal Awal!", vbInformation, "Info"
    ElseIf rslap.EOF Then
        MsgBox "Transaksi Dari Tanggal : " & tgl1.Value & " S/D " & tgl2.Value & " Tidak Ada!",
        vbInformation, "Info"
    Else
        CR.ReportFileName = "" & App.Path & "\ReportPenyewaan.rpt"
        CR.SelectionFormula = "{QLappenyewaan.tglnota} >=# " & Format(tgl1.Value,
        "M/D/YY") & _
        " # AND {QLappenyewaan.tglnota} <=# " & Format(tgl2.Value, "M/D/YY") & "#"
        CR.Formulas(1) = "@TglAwal=" & Format(tgl1.Value, "DD/MM/YYYY") & ""
        CR.Formulas(2) = "@TglAkhir=" & Format(tgl2.Value, "DD/MM/YYYY") & ""
        CR.WindowState = crptMaximized
        CR.RetrieveDataFiles
    End If
End Sub

```

```
        CR.Action = 1
    End If
End Sub

Private Sub Command2_Click()
    Unload Me
End Sub

Private Sub Form_Load()
    OpenDatabase
    Set rslap = New ADODB.Recordset
    rslap.Open " select * from QLappenyewaan ", cn
    tgl1 = Format(Now, "DD/MM/YYYY")
    tgl2 = Format(Now, "DD/MM/YYYY")
End Sub
```

Hotel Xin Lu

Jl. A. Yani, Komp Ruko No 2
Telp. (0717) 421008, 421687
Pangkalpinang, Bangka Belitung

No : N-1

Nama Tamu	Tanggal	Tipe Kamar	No. Kamar	Harga	Total
Robby Yahya	Check In 12/30/2009	Silver	K-1	Rp175.000	Rp350.000
	Check Out 12/30/2009				
Grand Total					Rp350.000

Bagian Administrasi

LAPORAN PENYEWAAN KAMAR**Hotel Ximlu**

Jl. A. Yani Pangkalpinang

Periode : 01/01/2010 S / D 13/01/2010

Pangkalpinang 13/01/2010








No	No Nota	Tanggal Nota	No. Pesanan	Tanggal Pesanan	Nomor Kamar	Tipe Kamar	Harga Kamar	Lama Sewa	Total
1	N-2	8-Jan-10	PS-2	8-Jan-10	K-1	Silver	Rp175.000	2	Rp350.000
Total									Rp350.000

LEMBAR BERITA ACARA KONSULTASI DOSEN PEMBIMBING KKP

Sekolah Tinggi Manajemen Informatika dan Komputer Atma Luhur


Nama Instansi KKP	HOTEL XINLU
Alamat Instansi	Jl. A. Yani Pangkalpinang
Dosen Pembimbing	Ibnu CA, S.Kom

No	NIM	NAMA
1	0722300204	ROBBY YAHYA
2		
3		

No	Tanggal	Materi yang di konsultasikan	Paraf Pembimbing KKP		
			Mhs 1	Mhs 2	Mhs 3
1	24 Nov 2009	Tentang format penulisan			
2	1 Des 2009	Tentang Bab 1,2,3			
3	15 Des 2009	Tentang activity diagram			
4	29 Des 2009	Tentang class diagram, LRS			
5	4 Jan 2009	Tentang rancangan layar			
6	6 Jan 2010	Tentang program KKP			
7	7 Jan 2010	Tentang Bab 5			
8					
9					
10					
11					
12					
13					
14					
15					

Mahasiswa di atas telah melakukan bimbingan dengan jumlah yang telah mencukupi untuk disidangkan.







Pangkalpinang, 15 Januari 2010
Dosen Pembimbing KKP


(Ibnu CA, S.Kom)

LEMBAR BERITA ACARA KUNJUNGAN KKP
Sekolah Tinggi Manajemen Informatika dan Komputer Atma Luhur

Nama Instansi KKP	HOTEL XINLU
Alamat Instansi	Jl. A. Yani Pangkalpinang
Pembimbing Praktek	Ilham

No	NIM	NAMA
1	0722300204	ROBBY YAHYA
2		
3		

No	Tanggal	Materi yang dikonsultasikan	Paraf Pembimbing KKP		
			Mhs 1	Mhs 2	Mhs 3
1	20 Nov 2009	Tentang sejarah perusahaan			
2	27 Nov 2009	Tentang struktur organisasi			
3	3 Des 2009	Analisa proses bisnis			
4	15 Des 2009	Aturan Bisnis			
5	28 Des 2009	Jumlah, Tipe, harga kamar			
6	2 Jan 2010	Keluaran nota			
7					
8					
9					
10					
11					
12					
13					
14					
15					

Mahasiswa di atas telah melakukan bimbingan dengan jumlah yang telah mencukupi untuk disidangkan.

Pangkalpinang, 15 Januari 2010

Pembimbing Praktek KKP



(ILHAM)