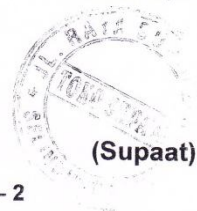


LAMPIRAN - A
KELUARAN SISTEM BERJALAN

Laporan Penjualan Toko Supaat
Jl.Raya SungaiLiat Selindung lama

No	Nama Barang	Banyaknya	Harga (Rp)	Total
1	Beras kepala Super (15 kg)	7 karung	Rp 105.000	Rp 735.000
2	Beras super slype (15 kg)	5 karung	Rp 105.000	Rp 525.000
3	Beras super slype (5 kg)	7 karung	Rp 37.500	Rp 262.500
4	Beras super slype (10 kg)	5 karung	Rp 99.000	Rp 495.000
5	Garam	6 ball	Rp 5.000	Rp 30.000
6	Mie goreng	20 dus	Rp 48.000	Rp 960.000
7	Mie Soto mie	5 dus	Rp 44.000	Rp 220.000
8	Mie goreng pedas	3 dus	Rp 48.000	Rp 144.000
9	Supermie	10 dus	Rp 34.000	Rp 340.000
10	Ikan kaleng Palapa besar	1 dus	Rp 192.000	Rp 192.000
11	Sarden Abc besar	1 dus	Rp 10.000	Rp 10.000
12	Sasa	2 kg	Rp 25.000	Rp 50.000
13	Daia	4 dus	Rp 33.000	Rp 132.000
14	Sabun ekonomi	2 dus	Rp 57.000	Rp 114.000
15	Kecap	12 botol	Rp 8.000	Rp 96.000
			Total Seluruh	Rp. 4.305.500

Pimpinan
Toko Supaat


(Supaat)

Lampiran A – 2
Laporan Penjualan

LAMPIRAN - B
MASUKAN SISTEM BERJALAN

DATA BARANG TOKO SUPAAT
JL.Raya Sungai Liat Selindung Lama

No	NAMA BARANG	Satuan	HARGA (Rp)
1	Telur	Keranjang	Rp 225.000
2	Beras kepala Super (15 kg)	karung	Rp 105.000
3	Beras super slype (15 kg)	karung	Rp 105.000
4	Beras super slype (5 kg)	karung	Rp 37.500
5	Beras super slype (10 kg)	karung	Rp 99.000
5	Gula	karung	Rp 500.000
6	Kopi	Dus	Rp 105.000
7	Minyak fortune	Dus	Rp 56.500
8	Daia	Dus	Rp 33.000
9	Sabun ekonomi	Dus	Rp 57.000
10	Kecap	Botol	Rp 8.000
11	Susu bendera creamer	Keleng	Rp 9.000
12	Garam	Ball	Rp 5.000
13	The sariwangi	Kotak	Rp 4.500
14	Boom	Dus	Rp 48.000
15	Rinso 1 kg	Dus	Rp 150.000
16	Mie goreng	Dus	Rp 48.000
17	Mie Soto mie	Dus	Rp 44.000
18	Mie goreng pedas	Dus	Rp 48.000
19	Supermie	Dus	Rp 34.000
20	Pasta gigi	Kotak	Rp 8.000
21	Ikan kaleng Palapa besar	Dus	Rp 192.000
22	Sarden Abc besar	kaleng	Rp 10.000
23	Sasa	Kg	Rp 25.000
24	Baygon	Dus	Rp 88.000
25	Tiga roda	Dus	Rp 88.000
26	Susu bendera coklat	Keleng	Rp 8.000
27	Sabun dangdut	Dus	Rp 17.000

*KET : Harga Dapat Berubah
 Sewaktu Waktu

Pimpinan
Toko supaat

(Supaat)

DATA BARANG TOKO SUPAAT
JL.Raya Sungai Liat Selindung Lama

No	Nama barang	Satuan	Harga (Rp)
28	Rokok sampoerna	Tin	Rp 995.000/tin
29	Rokok sampoerna	Pack	Rp 96.000/pack
30	Rokok class mild	Tin	Rp 920.000/tin
31	Rokok Class mild	Pack	Rp 93.000/pack
32	Rokok Nikki	Tin	Rp 685.000/tin
33	Rokok Nikki	Pack	Rp 69.000/pack
34	Rokok Surya	Tin	Rp 985.000/tin
35	Rokok Surya	Pack	Rp 99.000/pack

*KET : Harga Dapat Berubah
Sewaktu Waktu

Pimpinan
Toko supaat

(Supaat)

Lampiran B-1
Data Barang

DATA PELANGGAN TOKO SUPAAT

JL.Raya Sungai Liat Selindung Lama

No	NAMA PELANGGAN	ALAMAT
1	Toko acen	Jl.raya Desa Nangka
2	Paiman	Selindung Lama
3	Rose	Jl.raya Desa Ranggas
4	Bujang	Jl.raya Desa perlang
5	Parel	Jl.raya Desa Kulur
5	Yadi	Jl.raya Desa Kulur
6	Syarif	Selindung Lama
7	Otong	Selindung Lama
8	Mas Diran	Selindung Lama
9	Elvi	Selindung Lama
10	Armanabun	Selindung baru
11	Nek dong	Kampung padang
12	anas	Selindung Lama
13	Cik mar	Kampung padang
14	Jail	Kampung padang
15	Udin	Kampung padang
16	Juman	Pagar alam
17	Arpan	Pagar alam
18	Sun	Pagar alam
19	Semukel	Pagar alam
20	Toko irma	Pagar alam

*KET : pelanggan Dapat bertambah
Sewaktu Waktu

Pimpinan
Toko supaat



Lampiran B - 2
Data Pelanggan

LAMPIRAN - C
RANCANGAN KELUARAN

TOKO SUPAAT Jl. Raya sungai Liat Selindung lama				
NOTA				
Nomor Nota	: << 5 >>	Nama Pelanggan	: << 20 >>	
Tanggal Nota	: << dd-mm-yy >>	Alamat	: <<15>>	
Kode Pelanggan	: << 5 >>			
Nama Barang	Satuan	Harga	Banyak	Jumlah
<<99>> Z	<< 20 >> Z	<<Rp999>> Z	<<99>> Z	<<Rp999>> Z
Jumlah Rp				<< Rp 99999 >>
Tanda terima		Hormat kami		

Lampiran C – 2
Laporan Penjualan Tunai






LAMPIRAN - D
RANCANGAN MASUKAN

TOKO SUPAAT					
JL.Raya Sungai Liat selindung Lama					
DATA BARANG					
No	Kode Barang	Nama Barang	Satuan	Stok	Harga Beli
<< 99 >>	<< 5 >>	<< 20 >>	<< 10 >>	<< 40 >>	<< Rp 99999 >>
Z	Z	Z	Z	Z	Z

Pangkal Pinang, << dd-mm-yyyy >>
 Hormat kami,

 (Bag Penjualan)

Lampiran D – 1
Data Barang

TOKO SUPAAT JL.Raya Sungai Liat selindung Lama				
DATA PELANGGAN				
No	Kode Pelanggan	Nama Pelanggan	Alamat	Telpon
<< 99 >> 	<< 5 >> 	<< 20 >> 	<< 10 >> 	<< 20 >> 
Pangkal Pinang, << dd-mm-yyyy >> Hormat kami, (Bag Penjualan)				

Lampiran D – 2
Data Pelanggan

TOKO SUPAAT JL.Raya sungai Liat Selindung Lama						
DATA PESANAN						
No. Pesanan : << 5 >>			Kode Pelanggan : << 5 >>			
Tanggal Pesanan : << dd-mm-yyyy >>			Nama Pelanggan : << 20 >>			
			Alamat Pelanggan : << 15 >>			
No	Kode barang	Nama Barang	Satuan	Harga Beli	Banyak	Total
<< 99 >>	<< 5 >>	<< 20 >>	<< 10 >>	<< Rp 9999 >>	<< 99 >>	<< Rp 9999 >>
/	/	/	/	/	/	/
Pangkal pinang, << dd-mm-yyyy >> Hormat kami						
(Bag Penjualan)						

Lampiran D – 3

Data Pesanan

LAMPIRAN - E
SURAT KETERANGAN RISET

TOKO SUPA'AT
JL. RAYA SUNGAILIAT, SELINDUNG LAMA
PANGKALPINANG

Pangkalpinang, 07 Juli 2010

SURAT KETERANGAN

Saya yang bertanda tangan dibawah ini :

Nama : Supa'at

Jabatan :Pemilik Toko

Menerangkan bahwa:

NIM : 0722300050

Nama : Neki Astria Santoso

Program studi : Manajemen Informatika-D3

Telah menyetujui dan mengizinkan salah satu mahasiswa STMIK ATMA LUHUR
untuk melakukan riset ditempat kami.

Demikianlah surat ini kami buat agar dipergunakan semestinya.

Mengetahui Pemilik
Pangkalpinang 07 Juli 2010


(Supa'at)



AMIK ATMA LUHUR

KARTU BIMBINGAN



NIM : 0722300050
 NAMA : MEKI ASTRIA SANTOSO
 DOSEN PEMBIMBING : SUJONO, S. KOM.
 JUDUL TUGAS AKHIR (TA) : Sistem Informasi Pengualan Tunai
Pada Toko Supaat.

No.	Tanggal	Materi	Paraf Dosen
1.	3 juni 2010	kambaran bab I	
2.	15 juni 2010	kambaran bab II	
3.	24 juni 2010	Tata letak penghibran	
4.	1 juli 2010	activity diagram	
5.	6 juli 2010	LPS dan tabel	
6.	13 juli 2010	tata letak penulisan ke mesin salad	
7.	14 juli 2010	kambaran bab IV	
8.	16 juli 2010	bimbingan Sequence	
9.	16 juli 2010	Cek Kesalahan Semantik	
10.	19 juli 2010	Cek bab V	
11.	20 juli 2010	bimbingan Summary	
12.			
13.			
14.			
15.			

Mahasiswa di atas telah melakukan bimbingan dengan jumlah materi yang telah mencukupi untuk disidangkan.

Pangkalpinang, 27-07-2010

Mahasiswa

(MEKI ASTRIA S.)

Dosen Pembimbing

(SUJONO, S. KOM.)

SOURCE PROGRAM PENJUALAN TUNAI PADA TOKO SUPAAT

```
Private Sub clpt_Click()  
frmcetaklaporan.Show  
End Sub
```

```
Private Sub CNOta_Click()  
frmnota.Show  
End Sub
```

```
Private Sub EDB_Click()  
Barang.Show  
End Sub
```

```
Private Sub EDP_Click()  
frmpelanggan.Show  
End Sub
```

```
Private Sub EDPS_Click()  
frmpesanan.Show  
End Sub
```

```
Private Sub EXIT_Click()  
End  
End Sub
```

```
Private Sub Form_Load()  
  
End Sub
```

```

Global cn As New ADODB.Connection
Public Sub bukadatabase()
Set cn = New ADODB.Connection
cn.Provider = "microsoft.jet.oledb.4.0; data source = " & App.Path &
"/penjualan.mdb"
cn.Open
cn.CursorLocation = adUseClient
End Sub

```

```

Dim rsbarang As New ADODB.Recordset

```

```

Private Sub CMDBATAL_Click()
kosong
End Sub

```

```

Private Sub CMDHAPUS_Click()
a = MsgBox(" data Barang dengan: " & tkdbrg.Text & "akan dihapus",
vbOKCancel, "Pesan !!")
If a = vbOK Then
cn.Execute "Delete * from barang where kdbrg = " & tkdbrg.Text & ""
tampil
kosong
End If

```

```

End Sub

```

```

Private Sub CMDKELUAR_Click()
Unload Me
End Sub

```

```

Private Sub cmdsimpan_Click()
Dim sql As String
sql = " select * from barang " & _
"where kdbrg = (" & tkdbrg.Text & " )"
Set rsbarang = cn.Execute(sql)
a = MsgBox(" Apakah data Akan Disimpan", vbOKCancel, "Pesan!!")
If a = vbOK Then
If Not rsbarang.EOF Then
MsgBox "Kode Barang dengan:" & tkdbrg & " Sudah Pernah disimpan",
vbInformation, "Pesan !!"
Elseif tkdbrg = "" Then
MsgBox "Kode Barang Harus Diisi !!??", vbOKOnly + vbInformation,
"Perhatian"

```

```

tkdbrg.SetFocus
Elseif tnmbrg = "" Then
    MsgBox "Nama Barang Harus Diisi !!??", vbOKOnly + vbInformation,
"Perhatian"
    tnmbrg.SetFocus
    Elseif tsatuan = "" Then
        MsgBox "Satuan Barang Harus Diisi !!??", vbOKOnly +
vbInformation, "Perhatian"
        tsatuan.SetFocus
        Elseif tstok = "" Then
            MsgBox "Stok Barang Harus Diisi !!??", vbOKOnly +
vbInformation, "Perhatian"
            tstok.SetFocus
            Elseif thrgbeli = "" Then
                MsgBox "Harga Beli Barang Harus Diisi !!??", vbOKOnly
+ vbInformation, "Perhatian"
                thrgbeli.SetFocus
            Else
cn.Execute " insert into barang " & _
"values(" & tkdbrg.Text & "," & tnmbrg.Text & "," & tsatuan.Text & "," &
tstok.Text & "," & thrgbeli.Text & ")"
tampil
kosong
End If
End If

```

```
End Sub
```

```

Private Sub CMDUBAH_Click()
Dim sql As String
sql = " select * from barang " & _
"where kdbrg = (" & tkdbrg.Text & " )"
Set rsbarang = cn.Execute(sql)

```

```

If rsbarang.EOF Then
MsgBox "Kode Barang dengan:" & tkdbrg & " Tidak Ada ", vbInformation,
"Pesan !!"
Else
cn.Execute " Update Barang " & _
"set nmbrg = " & tnmbrg.Text & ", satuan = " & tsatuan.Text & ",stok =" &
tstok.Text & ", hrgbeli = " & thrgbeli.Text & "" & _
" where kdbrg = " & tkdbrg.Text & ""

```

```

MsgBox " Kode Barang dengan:" & t1 & " Sudah Diubah !!", vbOKOnly,
"Pesan !!!"
tampil
kosong
End If

```

```

End Sub

```

```

Private Sub dgbarang_Click()
tkdbrg.Text = dgbarang.Columns![0]
tnmbrg.Text = dgbarang.Columns![1]
tsatuan.Text = dgbarang.Columns![2]
tstok.Text = dgbarang.Columns![3]
thrgbeli.Text = dgbarang.Columns![4]

```

```

End Sub

```

```

Private Sub Form_Load()
bukadatabase
Set rsbarang = New ADODB.Recordset
rsbarang.Open " select * from barang ", cn
tampil
End Sub

```

```

Sub tampil()
Set rsbarang = New ADODB.Recordset
rsbarang.Open " select * from barang ", cn
rsbarang.Sort = "kdbrg asc"
Set dgbarang.DataSource = rsbarang
grid
End Sub

```

```

Sub grid()
dgbarang.AllowRowSizing = False
dgbarang.Columns(0).Caption = "Kode barang"
dgbarang.Columns(0).Width = 1300
dgbarang.Columns(0).AllowSizing = False

```

```

dgbarang.Columns(1).Caption = "Nama Barang"
dgbarang.Columns(1).Width = 1300
dgbarang.Columns(1).AllowSizing = False
dgbarang.Columns(2).Caption = "Satuan"
dgbarang.Columns(2).Width = 1300
dgbarang.Columns(2).Alignment = dbgrRight
dgbarang.Columns(2).AllowSizing = False

```

```

dgbarang.Columns(3).Caption = "Stok"
dgbarang.Columns(3).Width = 1300
dgbarang.Columns(3).Alignment = dbgRight
dgbarang.Columns(3).AllowSizing = False

```

```

dgbarang.Columns(4).Caption = "HargaBeli"
dgbarang.Columns(4).Width = 1300
dgbarang.Columns(4).Alignment = dbgRight
dgbarang.Columns(4).AllowSizing = False

```

```

End Sub
Sub kosong()
tkdbrg = ""
tnmbrg = ""
tsatuan = ""
thrgbeli = ""
tstok = ""
End Sub

```

```

Private Sub tkdbrg_Change()
Dim sql As String
sql = " select * from barang " & _
"where kdbrg =(" & tkdbrg.Text & ")"
Set rsbarang = cn.Execute(sql)
If Not rsbarang.EOF Then
tkdbrg.Text = rsbarang("kdbrg")
tnmbrg.Text = rsbarang("nmbrg")
tsatuan.Text = rsbarang("satuan")
tstok.Text = rsbarang("stok")
thrgbeli.Text = rsbarang("hrgbeli")
End If
End Sub

```

```

Private Sub tkdbrg_KeyPress(KeyAscii As Integer)
If KeyAscii = 13 Then
tnmbrg.SetFocus
End If
End Sub
Private Sub tnmbrg_KeyPress(KeyAscii As Integer)
If KeyAscii = 13 Then
tsatuan.SetFocus
End If
End Sub

```

```
Private Sub tsatuan_KeyPress(KeyAscii As Integer)
If KeyAscii = 13 Then
tstok.SetFocus
End If
End Sub
Private Sub tstok_KeyPress(KeyAscii As Integer)
If KeyAscii = 13 Then
thrgbeli.SetFocus
End If
End Sub
```

```
Dim rspelanggan As New ADODB.Recordset
```

```
Private Sub CMDBATAL_Click()
kosong
End Sub
```

```
Private Sub CMDHAPUS_Click()
a = MsgBox(" data Pelanggan dengan: " & tkdplg.Text & "akan dihapus",
vbOKCancel, "Pesan !!")
If a = vbOK Then
cn.Execute "Delete * from pelanggan where kdplg = " & tkdplg.Text & ""
tampil
kosong
End If
End Sub
```

```
Private Sub CMDKELUAR_Click()
Unload Me
End Sub
```

```
Private Sub cmdsimpan_Click()
Dim sql As String
sql = " select * from pelanggan " & _
"where kdplg = (" & tkdplg.Text & ")"
Set rspelanggan = cn.Execute(sql)
a = MsgBox(" Apakah data Akan Disimpan", vbOKCancel, "Pesan!!")
If a = vbOK Then
If Not rspelanggan.EOF Then
MsgBox "Kode pelanggan dengan:" & tkdplg & " Sudah Pernah disimpan",
vbInformation, "Pesan !!"
Elseif tkdplg = "" Then
MsgBox "Kode Pelanggan Harus Diisi !!??", vbOKOnly + vbInformation,
"Perhatian"
tkdplg.SetFocus
Elseif tnmpg = "" Then
MsgBox "Nama Pelanggan Harus Diisi !!??", vbOKOnly +
vbInformation, "Perhatian"
tnmpg.SetFocus
Elseif talamat = "" Then
MsgBox "Alamat Harus Diisi !!??", vbOKOnly + vbInformation,
"Perhatian"
talamat.SetFocus
Elseif ttelp = "" Then
```



```

        MsgBox "Stok Telepon Harus Diisi !!??", vbOKOnly +
vbInformation, "Perhatian"
        ttelp.SetFocus
    Else
cn.Execute " insert into pelanggan " & _
"values('" & tkdplg.Text & "','" & tnmpg.Text & "','" & talamat.Text & "','" &
ttelp.Text & "')"
tampil
kosong
End If
End If
End Sub

Private Sub CMDUBAH_Click()
Dim sql As String
sql = " select * from pelanggan " & _
"where kdplg = ('" & tkdplg.Text & "')"
Set rspelanggan = cn.Execute(sql)

If rspelanggan.EOF Then
MsgBox "Kode Pelanggan dengan:" & tkdplg & " Tidak Ada ", vbInformation,
"Pesan !!"
Else
cn.Execute " Update Pelanggan " & _
"set nmpg = '" & tnmpg.Text & "', alamat = '" & talamat.Text & "',telp ='" &
ttelp.Text & ""'" & _
" where kdplg = '" & tkdplg.Text & ""'"
MsgBox " Kode Pelanggan dengan:" & t1 & " Sudah Diubah !!", vbOKOnly,
"Pesan !!!"
tampil
kosong
End If

End Sub

Private Sub Form_Load()
bukadatabase
Set rspelanggan = New ADODB.Recordset
rspelanggan.Open " select * from pelanggan ", cn
tampil
End Sub
Sub tampil()
Set rspelanggan = New ADODB.Recordset

```

```

rspelanggan.Open " select * from pelanggan ", cn
rspelanggan.Sort = "kdplg asc"
Set dgpelanggan.DataSource = rspelanggan
grid
End Sub
Sub grid()
dgpelanggan.AllowRowSizing = False
dgpelanggan.Columns(0).Caption = "Kode Pelanggan"
dgpelanggan.Columns(0).Width = 1300
dgpelanggan.Columns(0).AllowSizing = False

dgpelanggan.Columns(1).Caption = "Nama Pelanggan"
dgpelanggan.Columns(1).Width = 1300
dgpelanggan.Columns(1).AllowSizing = False

dgpelanggan.Columns(2).Caption = "Alamat"
dgpelanggan.Columns(2).Width = 1300
dgpelanggan.Columns(2).Alignment = dbgRight
dgpelanggan.Columns(2).AllowSizing = False

dgpelanggan.Columns(3).Caption = "Telepon"
dgpelanggan.Columns(3).Width = 1300
dgpelanggan.Columns(3).Alignment = dbgRight
dgpelanggan.Columns(3).AllowSizing = False

End Sub
Sub kosong()
tkdplg = ""
tnmplg = ""
talamat = ""
ttelp = ""

End Sub
Private Sub talamat_KeyPress(KeyAscii As Integer)
If KeyAscii = 13 Then
ttelp.SetFocus
End If
End Sub

Private Sub tkdplg_Change()
Dim sql As String
sql = " select * from pelanggan " & _

```

```
"where kdplg =(" & tkdplg.Text & ")"  
Set rspelanggan = cn.Execute(sql)  
  If Not rspelanggan.EOF Then  
    tkdplg.Text = rspelanggan("kdplg")  
    tnmpg.Text = rspelanggan("nmpg")  
    talamat.Text = rspelanggan("alamat")  
    ttelp.Text = rspelanggan("telp")  
  
  End If  
  
End Sub  
  
Private Sub tkdplg_KeyPress(KeyAscii As Integer)  
  If KeyAscii = 13 Then  
    tnmpg.SetFocus  
  End If  
End Sub  
Private Sub tnmpg_KeyPress(KeyAscii As Integer)  
  If KeyAscii = 13 Then  
    talamat.SetFocus  
  End If  
End Sub
```

```
Dim rspelanggan As New ADODB.Recordset
Dim rsbarang As New ADODB.Recordset
Dim rspesanan As New ADODB.Recordset
```

```
Private Sub CMDBATALL_Click()
kosong
End Sub
```

```
Private Sub CMDKELUAR_Click()
Unload Me
End Sub
```

```
Private Sub cmdsimpan_Click()
Dim SIMPAN As String
'On Error Resume Next
sql1 = " insert into pesanan (nopsn,kdplg,tglpsn) " & _
"values('" & tnopsn.Text & "','" & tkdplg.Text & "','" & dt1.Value & "')"
cn.Execute (sql1)
With fgbarang
SIMPAN = 1
Do While SIMPAN < 100
If .TextMatrix(SIMPAN, 1) = "" Then
Exit Do
Else
cn.Execute " insert into Detailpesan values ('" & tnopsn.Text & "','" &
.TextMatrix(SIMPAN, 1) & "','" & .TextMatrix(SIMPAN, 4) & "','" &
.TextMatrix(SIMPAN, 5) & "')"
SIMPAN = SIMPAN + 1
End If
Loop
```

```
MsgBox "Data Sudah Disimpan !!"
fgbarang.Rows = fgbarang.Rows - SIMPAN + 1
fgbarang.Clear
fgbarang.FormatString = " NO | KODE BARANG | NAMA BARANG |
SATUAN |HARGA BELI | BANYAK | TOTAL "
auto
CMDTAMBAH.Enabled = True
End With
```

```
End Sub
```

```

Private Sub CMDTAMBAH_Click()
On Error Resume Next
If tkdbrg.Text = "" Then
MsgBox " Isi Kode Barang "
tkdbrg.SetFocus

Else
baris = fgbarang.Row
fgbarang.Rows = fgbarang.Rows + 1
fgbarang.TextMatrix(baris, 0) = fgbarang.Row + 0
fgbarang.TextMatrix(baris, 1) = tkdbrg.Text
fgbarang.TextMatrix(baris, 2) = tnmbrg.Text
fgbarang.TextMatrix(baris, 3) = tsatuan.Text
fgbarang.TextMatrix(baris, 4) = thrgbeli.Text
fgbarang.TextMatrix(baris, 5) = tbanyak.Text

fgbarang.TextMatrix(baris, 6) = tttotal.Text
tseluruh.Text = Val(tseluruh.Text) + Val(fgbarang.TextMatrix(baris, 6))
fgbarang.Row = fgbarang.Row + 1
MsgBox "1(satu) Record Bertambah!!"
tkdbrg.SetFocus
tkdbrg.Text = ""
tnmbrg.Text = ""
tsatuan.Text = ""
thrgbeli.Text = ""
tbanyak.Text = ""

cmdsimpan.Enabled = True
End If
End Sub

Private Sub Form_Load()
bukadatabase
fgbarang.FormatString = " NO | KODE BARANG | NAMA BARANG |
SATUAN |HARGA BELI | BANYAK | TOTAL "
dt1 = Format(Now, "DD-MM-YYYY")
cmdsimpan.Enabled = False
auto
tampil
End Sub
Sub auto()
Set rspesanan = New ADODB.Recordset
rspesanan.Open " select * from pesanan", cn

```

```

tnopsn = Trim(Str(rspesananan.RecordCount + 1))
If Len(tnopsn) = 4 Then
    tnopsn = "P" + tnopsn
Elseif Len(tnopsn) = 3 Then
    tnopsn = "P0" + tnopsn
Elseif Len(tnopsn) = 2 Then
    tnopsn = "P00" + tnopsn
Else
    tnopsn = "P000" + tnopsn
End If
End Sub

```

```

Sub tampil()
Set rsbarang = New ADODB.Recordset
rsbarang.Open " select * from barang ", cn
rsbarang.Sort = "kdbrg asc"
Set dgbarang.DataSource = rsbarang

```

```
End Sub
```

```

Sub kosong()
tkdbrg = ""
tnmbrg = ""
tsatuan = ""
thrgbeli = ""
tbanyak = ""

```

```
End Sub
```

```

Private Sub tbanyak_Change()
ttotal.Text = Val(thrgbeli.Text) * Val(tbanyak.Text)
CMDTAMBAH.Enabled = True
End Sub

```

```

Private Sub tkdbrg_Change()
Set rsbarang = cn.Execute(" select nmbrg,satuan,hrgbeli from barang where
kdbrg = " & tkdbrg.Text & """)
If Not rsbarang.EOF Then
tnmbrg.Text = rsbarang.Fields(0).Value
tsatuan.Text = rsbarang.Fields(1).Value
thrgbeli.Text = rsbarang.Fields(2).Value
End If
End Sub

```

```

Private Sub tkdbrg_KeyPress(KeyAscii As Integer)
If KeyAscii = 13 Then
Set rsbarang = New ADODB.Recordset
rsbarang.Open " select * from barang where kdbrg Like '" & tkdbrg.Text &
"%'", cn
Set dgbarang.DataSource = rsbarang

```

```

If tkdbrg = "" Then
MsgBox "isi Kode Barang "
tkdbrg.SetFocus
    Elself Not rsbarang.EOF Then
        tkdbrg.Text = rsbarang("kdbrg")
        tnmbrg.Text = rsbarang("nmbrg")
        tsatuan.Text = rsbarang("satuan")
        thrghbeli.Text = rsbarang("hrghbeli")
        tbanyak.SetFocus
dgbarang.Visible = True
Else
MsgBox "Kode Barng dengan : << " & t4 & " >> Tidak ada", vbInformation,
"Pesan!!"
tkdbrg.Text = ""
tnmbrg.Text = ""
tsatuan.Text = ""
thrghbeli.Text = ""
End If
End If

```

```
End Sub
```

```

Private Sub tkdplg_Change()
Set rspelanggan = cn.Execute("select * from pelanggan where kdplg = '" &
tkdplg.Text & "'")
If Not rspelanggan.EOF Then
tnmplg.Text = rspelanggan("nmplg")
talamat.Text = rspelanggan("alamat")

```

```
End If
```

```
End Sub
```

```
Private Sub tkdplg_KeyPress(KeyAscii As Integer)
If KeyAscii = 13 Then
Set rspelanggan = New ADODB.Recordset
Set rspelanggan = cn.Execute("select * from pelanggan where kdplg = " &
tkdplg.Text & "")
If Not rspelanggan.EOF Then
tnmplg.Text = rspelanggan("nmpng")
talamat.Text = rspelanggan("alamat")
tkdbrg.SetFocus
ElseIf tkdplg = "" Then
MsgBox "Isi Kode Pelanggan!!"
Else
MsgBox " Kode pelanggan dengan : << " & tkdplg & ">> tidak ada",
vbInformation, "Pesan !!"
tkdplg.Text = ""

End If
End If
End Sub
```

```
Private Sub tnopsn_KeyPress(KeyAscii As Integer)
If KeyAscii = 13 Then
tkdplg.SetFocus
End If
End Sub
```



```
Dim rspesanan As New ADODB.Recordset
Dim rsnota As New ADODB.Recordset
```

```
Private Sub CMDKELUAR_Click()
Unload Me
End Sub
```

```
Private Sub Command2_Click()
Unload Me
End Sub
```

```
Private Sub Command3_Click()
cr.ReportFileName = "" & App.Path & "\Reportnota.rpt"
cr.SelectionFormula = " {Qcetaknota.nonota}= "" & tnota.Text & """
cr.WindowState = crptMaximized
cr.RetrieveDataFiles
cr.Action = 1
End Sub
```

```
Private Sub Command4_Click()
Dim sql As String
sql = " select * from nota " & _
"where nonota = (" & tnota.Text & " )"
Set rsnota = cn.Execute(sql)
a = MsgBox(" Apakah data Akan Disimpan", vbOKCancel, "Pesan!!")
If a = vbOK Then
If Not rsnota.EOF Then
MsgBox "Nomor Nota dengan:" & tnota.Text & " Sudah Pernah disimpan",
vbInformation, "Pesan !!"
```

```
    Elseif tnopsn.Text = "" Then
        MsgBox "Nomor Pesanan Harus Diisi !!??", vbOKOnly +
vbInformation, "Perhatian"
        tnopsn.SetFocus
    Else
cn.Execute " insert into nota " & _
"values("" & tnota.Text & ", "" & tnopsn.Text & ", "" & dt1.Text & "")"
tampil
'kosong
End If
End If
End Sub
```

```

Private Sub Form_Load()
bukadatabase
dt1 = Format(Now, "DD/MM/YYYY")
'kosong

auto
tampil
End Sub
Sub tampil()
Set rspesanan = New ADODB.Recordset
rspesanan.Open " select * from pesanan ", cn
Set dgpesanan.DataSource = rspesanan

End Sub
Sub auto()
Set rsnota = New ADODB.Recordset
rsnota.Open " select * from nota ", cn
tnota.Text = "NT00" + Trim(Str(rsnota.RecordCount + 1))

End Sub
Sub kosong()
tnota = ""
tnopsn = ""

End Sub

Private Sub tnopsn_Change()

Set rspesanan = New ADODB.Recordset
rspesanan.Open " select * from pesanan where nopsn Like '" & tnopsn.Text &
"%'", cn
Set dgpesanan.DataSource = rspesanan

End Sub

Private Sub tnopsn_KeyPress(KeyAscii As Integer)
If KeyAscii = 13 Then
Set rspesanan = New ADODB.Recordset
rspesanan.Open " select * from pesanan where nopsn Like '" & tnopsn.Text &
"%'", cn

```

```
Set dgpesanan.DataSource = rspesanan
```

```
If tnopsn.Text = "" Then  
MsgBox "isi Nomor Pesanan"  
Elseif Not rspesanan.EOF Then  
dt1 = rspesanan("tglpsn")
```

```
Else  
MsgBox " Nomor Pesanan :" & tnopsn.Text & " Tidak ada dalam data base!!",  
vbInformation, "Infomation"  
End If  
End If
```

```
End Sub
```

```

Dim rscetak As New ADODB.Recordset
Private Sub CMDCETAK_Click()

rscetak.Filter = "tgl>= " & tgl1.Value & _
"" AND tgl<= " & tgl2.Value & ""

If tgl2.Value < tgl1.Value Then
MsgBox "tanggal Akhir Harus Lebih Besar dari tanggal Awal "
Elseif rscetak.EOF Then
MsgBox "Transaksi dari tanggal : " & tgl1.Value & " S/D " & tgl2.Value & "
Tidak Ada "
Else
Cr1.ReportFileName = "" & App.Path & "\Reportlaporan.rpt"
Cr1.SelectionFormula = "{Qlaporan.tgl}>=#" & Format(tgl1.Value, "m-d-yy") &
_
"# AND {Qlaporan.tgl}<= #" & Format(tgl2.Value, "m-dd-yy") & "#"

Cr1.Formulas(1) = "tglawal=" & Format(tgl1.Value, "dd-mmyyyy") & ""
Cr1.Formulas(2) = "tglakhir=" & Format(tgl2.Value, "dd-mm-yyyy") & ""
Cr1.RetrieveDataFiles
Cr1.Action = 1
End If
End Sub

Private Sub CMDKELUAR_Click()
Unload Me
End Sub

Private Sub Form_Load()
bukadatabase
Set rscetak = New ADODB.Recordset
rscetak.Open " select * from Qlaporan ", cn
tgl1 = Format(Now, "dd-mm-yyyy")
tgl2 = Format(Now, "dd-mm-yyyy")
End Sub

```