

LAMPIRAN A

KELUARAN SISTEM BERJALAN

PUSKESMAS SINAR BARU
Jl. Belinyu kp Sinar Baru Sungailiat

No :

Nama :

Umur :th

Alamat :

Lampiran A – 1
Keluaran Sistem Berjalan
Kartu Pendaftaran



PPKI : Dik M Sinar Baru Tanggal : 4-6-2010

R/ Amoxil 500 no 1x
/ 3 dd 1

y PLR no 1x
/ 3 dd 1

/ CML no 1x
/ 3 dd 1

/ DEXA no 1x
/ 5 dd 1

PRO : My. Fahmah
UMUR : 60 Ys



Lampiran A - 2
Keluaran Sistem Berjalan
Resep

LAMPIRAN B
MASUKAN SISTEM BERJALAN

KAMIS 01 APRIL 2010

01.	03338 / 59	Dedi	78	L	✓	1302	S. Baru.
02.	00028 / 591	Wulam.	198	P	✓	1302	S. Baru.
03.	03831 / 519	Agini	29	L	✓	22	S. Baru.
04.	03833 / 1182	Hamsiah	51	P	✓	004	S. Jaya.
05.	00670 / 680	Ravema	7	P	✓	1302	S. Baru.
06.	02967 / 272	Tjitra Kon sen	41	L	✓	22	Bedukane
07.	02746 / 384	Sanpan	30	P	✓	1504	S. Baru.
08.	01116 / 496	Laupi	66	L	✓	21	S. Baru.
09.	02995 / 131	Wiwi	6	P	✓	1302	Deniang.
10.	00933 / 526	Arana	35	P	✓	1302	S. Baru.
11.	02994 / 131	Wiwit	4	P	✓	1302	Deniang
12.	00754 / 698	A. Sahal	9	L	✓	1302	S. Baru.
13.	01746 / 728	Rosni	56	P	✓	2002	S. Baru.
14.	02736 / 1602	Sartira	46	P	✓	22	Kin hin
15.	00980 / 0902	Ari	33	P	✓	12	Jelutng.
16.	02142 / 902	Rahmat	10	L	✓	6EA	Jelutng.
17.	03845 / 1864	Krisna	11	P	✓	22	"
18.	00067 / 656	Suci Romadhoni	188	P	✓	1302	S. Baru.
	00209 / 620	Nasril	416	L	✓	1302	S. Baru.

Lampiran B - 1
Masukan Sistem Berjalan
Data Pasien

LAPORAN PEMAKAIAN DAN LEMBAR PERMINTAAN OBAT (LPLPO)

Kode Puskesmas :
 Puskesmas :
 Kecamatan :
 Kabupaten / Kota :

LB 2
 Halaman 1

Propinsi : Kepulauan Bangka Belitung

Bulan :
 Tahun :

KODE	NAMA OBAT	KELAS TERAPI	SATUAN	STOK AWAL	PENERI-MAKAN	PERSE-DIAAN	PEMA-KAAN	SISA STOK	STOK OPT	PERMIN-TAAN	P E M B E R I A N				
											INFRES	ASKES	APBD	LAIN	JUMLA
0101	Amoxicillin 250 mg / 5 ml	14.1	Bl	470	200	470	21	179	470	10	11	12	13	14	15
0102	Amoxicillin 250 mg / 5 ml	32	Set	1235	570	1735	500	1215	97	10					
0103	Aspirin 100 mg	32	Set	317	300	300	300	399	1210	10					
0104	Amoxicillin 250 mg / 5 ml	6.11	Tab	2419	500	3419	28	339	2000	10					
0105	Amoxicillin 250 mg / 5 ml	1.2	Tab	1891	500	2391	209	2082	120	10					
0106	Amoxicillin 250 mg / 5 ml	26.1	Tab	117	500	617	253	364	100	10					
0107	Amoxicillin 250 mg / 5 ml	26.1	App	10788	10000	38788	6190	6225	200	10					
0108	Amoxicillin 250 mg / 5 ml	23.2	Tab	10353	10353	10353	4139	6214	100	10					
0109	Amoxicillin 250 mg / 5 ml	6.21	Kap	2053	10000	12053	4013	9240	118	10					
0110	Amoxicillin 250 mg / 5 ml	6.21	Kap	815	50	136	18	118	48	10					
0111	Amoxicillin 250 mg / 5 ml	25.3	Supp	48	108	156	18	118	48	10					
0112	Amoxicillin 250 mg / 5 ml	18.3	Pol	272	157	429	100	329	157	10					
0113	Amoxicillin 250 mg / 5 ml	9	Tab	1057	157	1214	400	814	157	10					
0114	Amoxicillin 250 mg / 5 ml	20.3	Amp	31	20	51	2	29	20	10					
0115	Amoxicillin 250 mg / 5 ml	30	Bl	9648	5000	14648	5891	8757	20	10					
0116	Amoxicillin 250 mg / 5 ml	29	Tab	456	156	612	156	456	300	10					
0117	Amoxicillin 250 mg / 5 ml	29	Tab	1464	156	1620	156	1464	300	10					
0118	Amoxicillin 250 mg / 5 ml	31	Bl	8460	300	8760	300	8460	100	10					
0119	Amoxicillin 250 mg / 5 ml	1.2	Tab	700	90	790	90	700	90	10					
0120	Amoxicillin 250 mg / 5 ml	23.4	Tab	90	90	90	90	90	90	10					
0121	Amoxicillin 250 mg / 5 ml	21.24	Bl	20	20	20	20	20	20	10					
0122	Amoxicillin 250 mg / 5 ml	6.21	Vial	500	500	500	18	482	100	10					
0123	Amoxicillin 250 mg / 5 ml	10.1	Bl	200	200	200	65	135	200	10					
0124	Amoxicillin 250 mg / 5 ml	18.4	Tube	123	200	323	65	258	200	10					

Lampiran B – 5

Masukan Sistem Berjalan

Data Obat

LAMPIRAN C
RANCANGAN KELUARAN

PUSKESMAS SINAR BARU
Jl.Belinyu Kp. Sinar Baru Kec Sungailiat -Bangka

Kartu Pendaftaran

No Pendaftaran	: X – 6 - X
Tanggal Pendaftaran	: dd – mm - yyyy
Kode Pasien	: X – 8 - X
Nama Pasien	: X – 30 - X
Alamat	: X – 35 - X
JenKel	: X – 10 - X
Umur	: X – 10 - X
Nama KK	: X – 30 - X

Sungailiat, dd – mm - yyyy

{ Petugas }

Lampiran C -1

Rancangan Keluaran Sistem Usulan

Kartu Pendaftaran

PUSKESMAS SINAR BARU
Jl.Belinyu Kp. Sinar Baru Kec Sungailiat -Bangka

RESEP

No Resep	: X - 6 - X	Nama Pasien	: X - 30 - X
Tanggal Resep	: dd - mm - yyyy	Alamat	: X - 35 - X
Nama Dokter	: X - 30 - X		
Jabatan	: X - 30 - X		

No	Nama Obat	Jenis	Satuan	Aturan Minum	Jumlah
999	X - 35 - X	X - 12 - X	X - 10 - X	X - 6 - X	999
999	X - 35 - X	X - 12 - X	X - 10 - X	X - 6 - X	999

Sungailiat, dd - mm - yyyy

{ Petugas }

Lampiran C - 2
Rancangan Keluaran Sistem Usulan
Resep

PUSKESMAS SINAR BARU
Jl.Belinyu Kp. Sinar Baru Kec Sungailiat -Bangka

LAPORAN PENYAKIT

Dari Tanggal

dd – mm - yyyy S / D dd – mm - yyyy

No	Nama Pasien	Alamat	JenKel	Umur	Nama KK	Jenis Diagnosa
999	X - 30 - X	X - 35 - X	X - 10 - X	X - 10 - X	X - 30 - X	X - 35 - X
999	X - 30 - X	X - 35 - X	X - 10 - X	X - 10 - X	X - 30 - X	X - 35 - X

Sungailiat, dd – mm - yyyy

{ Petugas }

Lampiran C – 3

Rancangan Keluaran Sistem Usulan

Laporan Penyakit

PUSKESMAS SINAR BARU
Jl.Belinyu Kp. Sinar Baru Kec Sungailiat -Bangka

LAPORAN OBAT

Dari Tanggal

dd – mm - yyyy S / D dd – mm - yyyy

No	Nama Obat	Jenis	Satuan	Aturan Minum	Jumlah
999	X – 35 - X	X – 12 - X	X – 10 - X	X – 6 - X	999
999	X – 35 - X	X – 12 - X	X – 10 - X	X – 6 - X	999

Sungailiat, dd – mm - yyyy

{ Petugas }







Lampiran C – 4
Rancangan Keluaran Sistem Usulan
Laporan Obat

LAMPIRAN D
RANCANGAN MASUKAN

PUSKESMAS SINAR BARU
Jl. Belinyu Kp. Sinar Baru Kec Sungailiat -Bangka

DATA PENDAFTARAN

No Pendaftaran : X - 6 - X
 Tanggal Pendaftaran : dd - mm - yyyy
 NIP : X - 12 - X
 Nama Dokter : X - 30 - X
 Spesialisasi Jabatan : X - 35 - X

Kode Pasien	Nama Pasien	Alamat	Jenis Kelamin	Umur	Nama KK
X - 8 - X	X - 30 - X	X - 35 - X	X - 10 - X	X - 10 - X	X - 30 - X
					
X - 8 - X	X - 30 - X	X - 35 - X	X - 10 - X	X - 10 - X	X - 30 - X

Lampiran D - 1

Rancangan Masukan Sistem Usulan

Pendaftaran Pasien

PUSKESMAS SINAR BARU
Jl.Belinyu Kp. Sinar Baru Kec Sungailiat -Bangka

DATA PASIEN

Kode Pasien	Nama Pasien	Alamat	Jenis Kelamin	Umur	Nama KK
X - 8 - X	X - 30 - X	X - 35 - X	X - 10 - X	X - 10 - X	X - 30 - X
X - 8 - X	X - 30 - X	X - 35 - X	X - 10 - X	X - 10 - X	X - 30 - X

Sungailiat, dd - mm - yyyy

Petugas

Lampiran D - 2

Rancangan Masukan Sistem Usulan

Data Pasien

PUSKESMAS SINAR BARU
Jl.Belinyu Kp. Sinar Baru Kec Sungailiat -Bangka

Data Dokter

NIP	Nama Dokter	Spesialisasi Jabatan	Alamat	Telepon	Jadwal
X - 12 - X	X - 30 - X	X - 30 - X	X - 35 - X	X - 12 - X	X - 35 - X
X - 12 - X	X - 30 - X	X - 30 - X	X - 35 - X	X - 12 - X	X - 35 - X

Sungailiat, dd - mm - yyyy

Dinas Kesehatan
Kab.Bangka

Lampiran D - 3

Rancangan Masukan Sistem Usulan

Data Dokter

PUSKESMAS SINAR BARU
Jl.Belinyu Kp. Sinar Baru Kec Sungailiat -Bangka

No. Pendaftaran : X - 6 - X

Tanggal Pendaftaran : dd - mm - yyyy

Nama Pasien : X - 30 - X

Umur : X - 10 - X

No Urut	Tanggal Diagnosa	Jenis Diagnosa
X - 6 - X	dd - mm - yyyy	X - 35 - X

Lampiran D - 4

Rancangan Masukan Sistem Usulan

Data Diagnosa

PUSKESMAS SINAR BARU
Jl. Belinyu Kp. Sinar Baru Kec Sungailiat -Bangka

DATA RESEP

No. Resep : X - 6 - X

Tanggal Resep : dd - mm - yyyy

No. Pendaftaran : X - 6 - X

NO	Nama Pasien	Umur	Kode Obat	Nama Obat	Jenis	Aturan	Satuan	Jumlah
999	X - 30 - X	X - 10 - X	X - 6 - X	X - 35 - X	X - 12 - X	X - 6 - X	X - 10 - X	99
999	X - 30 - X	X - 10 - X	X - 6 - X	X - 35 - X	X - 12 - X	X - 6 - X	X - 10 - X	99

Lampiran D – 5

Rancangan Masukan Sistem Usulan

Data Resep

PUSKESMAS SINAR BARU
Jl. Belinyu Kp. Sinar Baru Kec Sungailiat -Bangka

DATA OBAT

No	Kode Obat	Nama Obat	Jenis	Satuan	Tanggal Kadaluarsa
999	X - 6 - X	X - 35 - X	X - 12 - X	X - 10 - X	X - 10 - X
999	X - 6 - X	X - 35 - X	X - 12 - X	X - 10 - X	X - 10 - X

Mengesahkan

DINAS KESEHATAN
KAB. BANGKA

Lampiran D – 6
Rancangan Masukan Sistem Usulan
Data Obat

LAMPIRAN E
SURAT KETERANGAN RISET

Dinas Kesehatan Kabupaten Bangka

PUSKESMAS SINAR BARU

Jl.Raya Belinyu Kel Sinar Baru Kec. Sungailiat - Bangka

=====

SURAT KETERANGAN

Yang bertanda tangan di bawah ini:

Nama : ERBA SKM
Jabatan : Kepala Puskesmas Sinar Baru

Menerangkan bahwa :

Nama : DERI HARIONO
NIM : 0722300166

Telah melaksanakan riset sejak Tanggal 01 Maret 2010 sampai tanggal 20 Juni 2010.

Demikianlah surat keterangan ini dibuat untuk dipergunakan sebagai mana mestinya.

Sungailiat, 20Juni 2010
Kepala Puskesmas Sinar Baru



ERBA SKM
Nip. 19610910 1985011 002

Lampiran E - 1

Surat Keterangan Riset



AMIK ATMA LUHUR

KARTU BIMBINGAN



NIM : 0722300166
 NAMA : DERI HARIONO
 DOSEN PEMBIMBING : HILJAH MAEDAENA, S. KOM.
 JUDUL TUGAS AKHIR (TA) : SISTEM INFORMASI RAMAT JALAN DENGAN
JKSS pada Puskesmas Sinar Waru
Sungailiat - Bangka

No.	Tanggal	Materi	Paraf Dosen
1.	14/4 2010	Abstraksi + Bab I	<i>[Signature]</i>
2.	26/5 2010	Bab II + bab III	<i>[Signature]</i>
3.	4/6 2010	Use case diagram + Deskripsi	<i>[Signature]</i>
4.	9/6 2010	Bab IV	<i>[Signature]</i>
5.	12/6 2010	Bab V	<i>[Signature]</i>
6.	16/6 2010	sequence diagram	<i>[Signature]</i>
7.	22/6 2010	program	<i>[Signature]</i>
8.	28/6 2010	program	<i>[Signature]</i>
9.	19/7 2010	Abstraksi - Penutup	<i>[Signature]</i>
10.			
11.			
12.			
13.			
14.			
15.			

Mahasiswa di atas telah melakukan bimbingan dengan jumlah materi yang telah mencukupi untuk disidangkan.

Pangkalpinang, 19 Juli 2010

Mahasiswa

[Signature]

(DERI HARIONO)

Dosen Pembimbing

[Signature]

(HILJAH MAEDAENA S. KOM.)

LAMPIRAN F
LISTING PROGRAM

```

Global con As New ADODB.Connection

Public Sub BukaDatabase()

Set con = New Connection

con.CursorLocation = adUseClient

con.Open " provider = msdatashape; Data Provider = " & _
" microsoft.jet.oledb.4.0;data source = " _
& App.Path & "\RawatJalan.mdb;"

End Sub

```

Listing Program Entry Data Dokter

```

Dim RsDokter As New ADODB.Recordset

Private Sub CmdBATAL_Click()

Kosong

End Sub

Private Sub CmdHAPUS_Click()

a = MsgBox(" Data Dengan NIP Dokter : " & TNIP & " Akan Di HAPUS???", vbOKCancel,
"Warning!!!")

If a = vbOK Then

con.Execute " delete * from Dokter Where NIP = '" & TNIP & "'"

Tampil

Kosong

End If

End Sub

```

```
Private Sub CmdKELUAR_Click()  
  
a = MsgBox(" Apakah Anda Ingin Keluar Dari Form Dokter????", vbOKCancel, " Attention!!!")  
  
If a = vbOK Then  
  
    Unload Me  
  
End If  
  
End Sub
```

```
Private Sub CmdSIMPAN_Click()  
  
Dim SQL As String  
  
SQL = " select * from Dokter " & _  
" where NIP = (" & TNIP & ")"  
  
Set RsDokter = con.Execute(SQL)  
  
a = MsgBox(" Apakah Data Akan Disimpan?????", vbOKCancel, "Pesan!!!")  
  
If a = vbOK Then  
  
If Not RsDokter.EOF Then  
  
MsgBox " NIP Dokter : " & Text1 & " Sudah Tersimpan", vbInformation, "Pesan!!!"  
  
Elseif TNIP.Text = "" Then  
  
MsgBox " NIP Dokter Harus Diisi!!!", vbOKOnly + vbInformation, "Warning!!!"  
  
TNIP.SetFocus  
  
Elseif TNmDokter.Text = "" Then  
  
MsgBox " Nama Dokter Harus Diisi!!!", vbOKOnly + vbInformation, "Warning!!!"  
  
TNmDokter.SetFocus  
  
Elseif TJabatan.Text = "" Then
```

```
MsgBox " Spesialisasi Jabatan Dokter Harus Diisi!!!", vbOKOnly + vbInformation,  
"Warning!!!"
```

```
TJabatan.SetFocus
```

```
Elseif TAlamat.Text = "" Then
```

```
MsgBox " Alamat Dokter Harus Diisi!!!", vbOKOnly + vbInformation, "Warning!!!"
```

```
TAlamat.SetFocus
```

```
Elseif TTelepon.Text = "" Then
```

```
MsgBox " Telepon Dokter Harus Diisi!!!", vbOKOnly + vbInformation, "Warning!!!"
```

```
TTelepon.SetFocus
```

```
Else
```

```
con.Execute " insert into Dokter values('" & TNIP.Text & "'," & TNmDokter.Text & "'," &  
TJabatan.Text & "'," & TAlamat.Text & "'," & TTelepon.Text & "')"
```

```
Tampil
```

```
Kosong
```

```
End If
```

```
End If
```

```
End Sub
```

```
Private Sub CmdUBAH_Click()
```

```
Dim SQL As String
```

```
SQL = " select * from Dokter " & _
```

```
" where NIP = ('" & TNIP.Text & "')"
```

```
Set RsDokter = con.Execute(SQL)
```

```
If RsDokter.EOF Then
```

```
MsgBox " NIP Dokter : " & TNIP & " Tidak Ada", vbInformation, "Pesan!!!"
```

```
Else
```

```
con.Execute " update Dokter set NmDokter = '" & TNmDokter & "',Jabatan = '" & TJabatan & "',Alamat = '" & TAlamat & "',Telepon = '" & TTelepon & """
```

```
MsgBox " Data Dokter Dengan NIP : " & TNIP & " Sudah Di Ubah!!!"
```

```
Tampil
```

```
Kosong
```

```
End If
```

```
End Sub
```

```
Private Sub DgDokter_Click()
```

```
con.Execute " select * from Dokter Where NIP ='" & TNIP & """
```

```
TNIP = DgDokter.Columns![0]
```

```
TNmDokter = DgDokter.Columns![1]
```

```
TJabatan = DgDokter.Columns![2]
```

```
TAlamat = DgDokter.Columns![3]
```

```
TTelepon = DgDokter.Columns![4]
```

```
End Sub
```

```
Private Sub Form_Load()
```

```
BukaDatabase
```

```
SetRsDokter = New ADODB.Recordset
```

```
RsDokter.Open " select * from Dokter ", con, adOpenDynamic, adLockOptimistic
```

```
Tampil
```

```
End Sub
```

Sub Grid()

DgDokter.AllowRowSizing = False

DgDokter.Columns(0).Caption = " NIP "

DgDokter.Columns(0).Width = 1500

DgDokter.Columns(0).AllowSizing = False

DgDokter.Columns(1).Caption = " Nama Dokter "

DgDokter.Columns(1).Width = 2000

DgDokter.Columns(1).AllowSizing = False

DgDokter.Columns(2).Caption = " Spesialisasi Jabatan "

DgDokter.Columns(2).Width = 2800

DgDokter.Columns(2).AllowSizing = False

DgDokter.Columns(3).Caption = " Alamat "

DgDokter.Columns(3).Width = 2800

DgDokter.Columns(3).AllowSizing = False

DgDokter.Columns(4).Caption = " Telepon "

DgDokter.Columns(4).Width = 1500

DgDokter.Columns(4).AllowSizing = False

End Sub

```

Sub Tampil()

Set RsDokter = New ADODB.Recordset

RsDokter.Open " select * from Dokter ", con

RsDokter.Sort = " NIP asc"

Set DgDokter.DataSource = RsDokter

Grid

End Sub

Sub Kosong()

TNIP = ""

TNmDokter = ""

TJabatan = ""

TAlamat = ""

TTelepon = ""

TNIP.SetFocus

End Sub

Private Sub TAlamat_KeyPress(KeyAscii As Integer)

KeyAscii = Asc(UCase(Chr(KeyAscii)))

If KeyAscii = 13 Then

    TTelepon.SetFocus

End If

End Sub

Private Sub TJabatan_KeyPress(KeyAscii As Integer)

KeyAscii = Asc(UCase(Chr(KeyAscii)))

```

```

If KeyAscii = 13 Then
    TAlamat.SetFocus
End If

End Sub

Private Sub TNIP_LostFocus()

Dim SQL As String

SQL = " select * from Dokter " & _
" where NIP = (" & TNIP.Text & ")"

Set RsDokter = con.Execute(SQL)

If Not RsDokter.EOF Then

TNIP.Text = RsDokter("NIP")

TNmDokter.Text = RsDokter("NmDokter")

TJabatan.Text = RsDokter("Jabatan")

TAlamat.Text = RsDokter("Alamat")

TTelepon.Text = RsDokter("Telepon")

End If

End Sub

Private Sub TNmDokter_KeyPress(KeyAscii As Integer)

KeyAscii = Asc(UCASE(Chr(KeyAscii)))

If KeyAscii = 13 Then

    TJabatan.SetFocus

End If

```


End Sub

Private Sub TNIP_KeyPress(KeyAscii As Integer)

KeyAscii = Asc(UCase(Chr(KeyAscii)))

If KeyAscii = 13 Then

 TNmDokter.SetFocus

End If

End Sub

Listing Program Entry Data Obat

Dim RsObat As New ADODB.Recordset

Private Sub CmdBATAL_Click()

Kosong

End Sub

Private Sub CmdHAPUS_Click()

a = MsgBox(" Data Dengan Kode Obat : " & TKdObat & " Akan Di HAPUS???", vbOKCancel,
"Warning!!!")

If a = vbOK Then

con.Execute " delete * from Obat Where KdObat= '" & TKdObat & "'"

Tampil

Kosong

End If

End Sub

Private Sub CmdKELUAR_Click()

a = MsgBox(" Apakah Anda Ingin Keluar Dari Form Obat????", vbOKCancel, " Attention!!!")

If a = vbOK Then

 Unload Me

End If

End Sub

Private Sub CmdSIMPAN_Click()

Dim SQL As String

SQL = " select * from Obat " &

" where KdObat = (" & TKdObat & ")"

Set RsObat = con.Execute(SQL)

a = MsgBox(" Apakah Data Akan Disimpan????", vbOKCancel, "Pesan!!!")

If a = vbOK Then

If Not RsObat.EOF Then

MsgBox " Kode Obat : " & Text1 & " Sudah Tersimpan", vbInformation, "Pesan!!!"

Elseif TKdObat.Text = "" Then

MsgBox " Kode Obat Harus Diisi!!!", vbOKOnly + vbInformation, "Warning!!!"

TKdObat.SetFocus

Elseif TNmObat.Text = "" Then

MsgBox " Nama Obat Harus Diisi!!!", vbOKOnly + vbInformation, "Warning!!!"

TNmObat.SetFocus

```

ElseIf TJenis.Text = "" Then

MsgBox " Jenis Obat Harus Diisi!!!", vbOKOnly + vbInformation, "Warning!!!"

TJenis.SetFocus

Elseif TSatuan.Text = "" Then

MsgBox " Satuan Obat Harus Diisi!!!", vbOKOnly + vbInformation, "Warning!!!"

TSatuan.SetFocus

Else

con.Execute " insert into Obat values('" & TKdObat.Text & "'," & TNmObat.Text & "'," &
TJenis.Text & "'," & TSatuan.Text & "')"

Tampil

Kosong

End If

End If

End Sub

Private Sub CmdUBAH_Click()

Dim SQL As String

SQL = " select * from Obat " &

" where KdObat = ('" & TKdObat.Text & "')"

Set RsObat = con.Execute(SQL)

If RsObat.EOF Then

MsgBox " Kode Obat : " & TKdObat & " Tidak Ada", vbInformation, "Pesan!!!"

Else

```

con.Execute " update Obat set NmObat = "" & TNmObat & "",Jenis = "" & TJenis & "",Satuan = "" & TSatuan & """

MsgBox " Data Obat Dengan Kode Obat : " & TKdObat & " Sudah Di Ubah!!!"

Tampil

Kosong

End If

End Sub

Private Sub DgObat_Click()

con.Execute " select * from Obat Where KdObat ="" & TKdObat & """

TKdObat = DgObat.Columns![0]

TNmObat = DgObat.Columns![1]

TJenis = DgObat.Columns![2]

TSatuan = DgObat.Columns![3]

End Sub

Private Sub Form_Load()

BukaDatabase

SetRsObat = New ADODB.Recordset

RsObat.Open " select * from Obat ", con, adOpenDynamic, adLockOptimistic

Tampil

End Sub

Sub Grid()

DgObat.AllowRowSizing = False

DgObat.Columns(0).Caption = " Kode Obat "

DgObat.Columns(0).Width = 1500

DgObat.Columns(0).AllowSizing = False

DgObat.Columns(1).Caption = " Nama Obat "

DgObat.Columns(1).Width = 2000

DgObat.Columns(1).AllowSizing = False

DgObat.Columns(2).Caption = " Jenis "

DgObat.Columns(2).Width = 1500

DgObat.Columns(2).AllowSizing = False

DgObat.Columns(3).Caption = " Satuan "

DgObat.Columns(3).Width = 1500

DgObat.Columns(3).AllowSizing = False

End Sub

Sub Tampil()

Set RsObat = New ADODB.Recordset

RsObat.Open " select * from Obat ", con

RsObat.Sort = " KdObat asc"

Set DgObat.DataSource = RsObat

Grid

End Sub

Sub Kosong()

TKdObat = ""

TNmObat = ""

TJenis = ""

TSatuan = ""

TKdObat.SetFocus

End Sub

Private Sub TJenis_KeyPress(KeyAscii As Integer)

KeyAscii = Asc(UCase(Chr(KeyAscii)))

If KeyAscii = 13 Then

 TSatuan.SetFocus

End If

End Sub

Private Sub TKdObat_KeyPress(KeyAscii As Integer)

KeyAscii = Asc(UCase(Chr(KeyAscii)))

If KeyAscii = 13 Then

 TNmObat.SetFocus

End If

End Sub

Private Sub TKdObat_LostFocus()

```

Dim SQL As String

SQL = " select * from Obat " &
" where KdObat= (" & TKdObat.Text & ")"

Set RsObat = con.Execute(SQL)

If Not RsObat.EOF Then

TKdObat.Text = RsObat("KdObat")

TNmObat.Text = RsObat("NmObat")

TJenis.Text = RsObat("Jenis")

TSatuan.Text = RsObat("Satuan")

End If

End Sub

Private Sub TNmObat_KeyPress(KeyAscii As Integer)

KeyAscii = Asc(UCase(Chr(KeyAscii)))

If KeyAscii = 13 Then

    TJenis.SetFocus

End If

End Sub

Private Sub TSatuan_KeyPress(KeyAscii As Integer)

KeyAscii = Asc(UCase(Chr(KeyAscii)))

If KeyAscii = 13 Then

    TKdObat.SetFocus

End If

```

End Sub

Listing Program Entry Data Pasien

Dim RsPasien As New ADODB.Recordset

Private Sub CmdBATAL_Click()

Kosong

End Sub

Private Sub CmdHAPUS_Click()

a = MsgBox(" Data Dengan Kode Pasien : " & TKdPasien & " Akan Di HAPUS???",
vbOKCancel, "Warning!!!")

If a = vbOK Then

con.Execute " delete * from Pasien Where KdPasien = '" & TKdPasien & "'"

Tampil

Kosong

End If

End Sub

Private Sub CmdKELUAR_Click()

a = MsgBox(" Apakah Anda Ingin Keluar Dari Form Pasien????", vbOKCancel, " Attention!!!")

If a = vbOK Then

Unload Me

End If

End Sub

Private Sub CmdSIMPAN_Click()

Dim SQL As String

SQL = " select * from Pasien " &

" where KdPasien = (" & TKdPasien & ")"

Set RsPasien = con.Execute(SQL)

a = MsgBox(" Apakah Data Akan Disimpan????", vbOKCancel, "Pesan!!!!")

If a = vbOK Then

If Not RsPasien.EOF Then

MsgBox " Kode Pasien : " & Text1 & " Sudah Tersimpan", vbInformation, "Pesan!!!!"

Elseif TKdPasien.Text = "" Then

MsgBox " Kode Pasien Harus Diisi!!!", vbOKOnly + vbInformation, "Warning!!!"

TKdPasien.SetFocus

Elseif TNmPasien.Text = "" Then

MsgBox " Nama Pasien Harus Diisi!!!", vbOKOnly + vbInformation, "Warning!!!"

TNmPasien.SetFocus

Elseif TAlamat.Text = "" Then

MsgBox " Alamat Pasien Harus Diisi!!!", vbOKOnly + vbInformation, "Warning!!!"

TAlamat.SetFocus

Elseif Combo1.Text = "" Then

MsgBox " Jenis Kelamin Pasien Harus Diisi!!!", vbOKOnly + vbInformation, "Warning!!!"

```

Combo1.SetFocus

    ElseIf TUmur.Text = "" Then

        MsgBox " Umur Pasien Harus Diisi!!!", vbOKOnly + vbInformation, "Warning!!!"

        TUmur.SetFocus

    ElseIf TNmKK.Text = "" Then

        MsgBox " Nama Kepala Keluarga Pasien Harus Diisi!!!", vbOKOnly + vbInformation,
"Warning!!!"

        TNmKK.SetFocus

    Else

        con.Execute " insert into Pasien values('" & TKdPasien.Text & "', '" & TNmPasien.Text & "', '"
& TAlamat.Text & "', '" & Combo1.Text & "', '" & TUmur.Text & "', '" & TNmKK.Text & "')"

    Tampil

    Kosong

    End If

    End If

    End Sub

Private Sub CmdUBAH_Click()

    Dim SQL As String

    SQL = " select * from Pasien " &

    " where KdPasien = ('" & TKdPasien.Text & "')"

    Set RsPasien = con.Execute(SQL)

    If RsPasien.EOF Then

        MsgBox " Kode Pasien : " & TKdPasien & " Tidak Ada", vbInformation, "Pesan!!!"

```

Else

con.Execute " update Pasien set NmPasien = "" & TNmPasien & "",Alamat = "" & TAlamat & "",JenKel = "" & Combo1 & "",Umur = "" & TUmur & "",NmKK = "" & TNmKK & """

MsgBox " Data Pasien Dengan Kode : " & TKdPasien & " Sudah Di Ubah!!!"

Tampil

Kosong

End If

End Sub

Private Sub DgPasien_Click()

con.Execute " select * from Pasien Where KdPasien="" & TKdPasien & """

TKdPasien = DgPasien.Columns![0]

TNmPasien = DgPasien.Columns![1]

TAlamat = DgPasien.Columns![2]

Combo1 = DgPasien.Columns![3]

TUmur = DgPasien.Columns![4]

TNmKK = DgPasien.Columns![5]

End Sub

Private Sub Form_Load()

BukaDatabase

SetRsPasien = New ADODB.Recordset

RsPasien.Open " select * from Pasien ", con, adOpenDynamic, adLockOptimistic

Combo1.AddItem "Pria"

Combo1.AddItem "Wanita"

Tampil

End Sub

Sub Grid()

DgPasien.AllowRowSizing = False

DgPasien.Columns(0).Caption = " Kode Pasien "

DgPasien.Columns(0).Width = 1500

DgPasien.Columns(0).AllowSizing = False

DgPasien.Columns(1).Caption = " Nama Pasien "

DgPasien.Columns(1).Width = 1800

DgPasien.Columns(1).AllowSizing = False

DgPasien.Columns(2).Caption = " Alamat "

DgPasien.Columns(2).Width = 2000

DgPasien.Columns(2).AllowSizing = False

DgPasien.Columns(3).Caption = " Jenis Kelamin "

DgPasien.Columns(3).Width = 1500

DgPasien.Columns(3).AllowSizing = False

DgPasien.Columns(4).Caption = " Umur "

DgPasien.Columns(4).Width = 1500

DgPasien.Columns(4).AllowSizing = False

DgPasien.Columns(5).Caption = " Nama KK "

DgPasien.Columns(5).Width = 1800

DgPasien.Columns(5).AllowSizing = False

End Sub

Sub Tampil()

Set RsPasien = New ADODB.Recordset

RsPasien.Open " select * from Pasien ", con

RsPasien.Sort = " KdPasien asc"

Set DgPasien.DataSource = RsPasien

Grid

End Sub

Sub Kosong()

TKdPasien = ""

TNmPasien = ""

TAlamat = ""

Combo1 = ""

TUmur = ""

TNmKK = ""

TKdPasien.SetFocus

End Sub

Private Sub TAlamat_KeyPress(KeyAscii As Integer)

KeyAscii = Asc(UCase(Chr(KeyAscii)))

If KeyAscii = 13 Then

 TUmur.SetFocus

End If

End Sub

Private Sub TKdPasien_KeyPress(KeyAscii As Integer)

 KeyAscii = Asc(UCase(Chr(KeyAscii)))

 If KeyAscii = 13 Then

 TNmPasien.SetFocus

 End If

End Sub

Private Sub TKdPasien_LostFocus()

 Dim SQL As String

 SQL = " select * from Pasien " &

 " where KdPasien= (" & TKdPasien.Text & ")"

 Set RsPasien = con.Execute(SQL)

 If Not RsPasien.EOF Then

 TKdPasien.Text = RsPasien("KdPasien")

 TNmPasien.Text = RsPasien("NmPasien")

 TAlamat.Text = RsPasien("Alamat")

 Combo1.Text = RsPasien("JenKel")

 TUmur.Text = RsPasien("Umur")

 TNmKK.Text = RsPasien("NmKK")

 End If

End Sub

Private Sub TNmPasien_KeyPress(KeyAscii As Integer)

KeyAscii = Asc(UCase(Chr(KeyAscii)))

If KeyAscii = 13 Then

 TAlamat.SetFocus

End If

End Sub

Private Sub TUmur_KeyPress(KeyAscii As Integer)

KeyAscii = Asc(UCase(Chr(KeyAscii)))

If KeyAscii = 13 Then

 TNmKK.SetFocus

End If

End Sub

Listing Program Entry Data Pendaftaran

Dim RsQPendaftaran As New ADODB.Recordset

Dim RsPasien As New ADODB.Recordset

Dim RsDokter As New ADODB.Recordset

Dim RsPendaftaran As New ADODB.Recordset

Private Sub CmdBATAL_Click()

Call Clearall

Auto

End Sub

Private Sub CmdCETAK_Click()

FCetakKartu.Show vbModal

End Sub

Private Sub CmdKELUAR_Click()

a = MsgBox(" Apakah Anda Ingin Keluar Dari Form Pendaftaran???", vbOKCancel, "Attention!!!")

If a = vbOK Then

Unload Me

End If

End Sub

Private Sub CmdSIMPAN_Click()

Dim SIMPAN As String

On Error Resume Next

SQL1 = " insert into Pendaftaran(NoPndftrn,TglPndftrn,KdPasien,NIP)" &

" values('" & TNoPndftrn.Text & "','" & DTPicker1.Value & "','" & Combo1.Text & "','" & Combo2.Text & "')

con.Execute (SQL1)

SIMPAN = 1

With msg

Do While SIMPAN < 8

If .TextMatrix(SIMPAN, 0) = "" Then

Exit Do

Else

con.Execute " insert into Pendaftaran values('" & TNoPndftrn.Text & "'," & DTPicker1.Value & "'," & Combo1.Text & "'," & Combo2.Text & "')"

End If

Loop

MsgBox " Data Sudah Tersimpan!!!", vbOKOnly, "Pesan!!!"

Call Clearall

Auto

End With

End Sub

Private Sub Combo1_Click()

Set RsPasien = con.Execute(" select NmPasien,Alamat,JenKel,Umur,NmKK from Pasien where KdPasien = '" & Combo1.Text & "'")

If Not RsPasien.EOF Then

TNmPasien.Text = RsPasien.Fields(0).Value

TAlamat.Text = RsPasien.Fields(1).Value

TJenKel.Text = RsPasien.Fields(2).Value

TUmur.Text = RsPasien.Fields(3).Value

TNmKK.Text = RsPasien.Fields(4).Value

End If

End Sub

Private Sub Combo2_Click()

Set RsDokter = con.Execute(" select * from Dokter where NIP = '" & Combo2.Text & "'")

If Not RsDokter.EOF Then

TNmDokter.Text = RsDokter.Fields("NmDokter")

TJabatan.Text = RsDokter.Fields("Jabatan")

End If

End Sub

Private Sub Form_Load()

BukaDatabase

Call IsiNIP

Call IsiKdPasien

Auto

DTPicker1 = Format(Now, "dd-mm-yyyy")

Tampil

End Sub

Sub Tampil()

Set RsPendaftaran = New ADODB.Recordset

RsPendaftaran.Open " select * from Pendaftaran ", con

RsPendaftaran.Sort = "NoPndftrn asc"

End Sub

Sub Auto()

Set RsPendaftaran = New ADODB.Recordset

RsPendaftaran.Open " select * from Pendaftaran ", con

TNoPndftrn = "K000" + Trim(Str(RsPendaftaran.RecordCount + 1))

End Sub

Sub Clearall()

TNoPndftrn = ""

Combo1 = ""

TNmPasien = ""

TAlamat = ""

TJenKel = ""

TUmur = ""

TNmKK = ""

Combo2 = ""

TNmDokter = ""

TJabatan = ""

Combo1.Enabled = True

Combo2.Enabled = True

End Sub

Sub QPendaftaran()

Set RsQPendaftaran = New ADODB.Recordset

SQL2 = " select * from QPendaftaran " &

"where NoPndftrn = " & Combo1.Text & """

End Sub

Sub IsiNIP()

Set RsDokter = con.Execute(" select distinct NIP from Dokter")

Do While Not RsDokter.EOF

Combo2.AddItem (RsDokter.Fields(0).Value)

RsDokter.MoveNext

Loop

End Sub

Sub IsiKdPasien()

Set RsPasien = con.Execute(" select distinct KdPasien from Pasien")

Do While Not RsPasien.EOF

Combo1.AddItem (RsPasien.Fields(0).Value)

RsPasien.MoveNext

Loop

End Sub

Listing Program Cetak Kartu Pendaftaran

Private Sub Form_Load()

BukaDatabase

IsiNoPndftrn

End Sub

Sub IsiNoPndftrn()

Set RsPendaftaran = con.Execute(" select distinct NoPndftrn from Pendaftaran")

Do While Not RsPendaftaran.EOF

End Sub

Listing Program Enty Data Diagnosa

Dim rsQDaftar As New ADODB.Recordset

Dim rsDiagnosa As New ADODB.Recordset

Private Sub CmdBatal_Click()

Kosong

End Sub

Private Sub CmdKeluar_Click()

Unload Me

End Sub

Private Sub CmdSimpan_Click()

Dim SQL As String

SQL = " select * from Diagnosa " &

" where NoUrut = (" & TNoUrut & ")"

Set rsDiagnosa = con.Execute(SQL)

a = MsgBox(" Apakah Data Akan Disimpan?????", vbOKCancel, "Pesan!!!!")

If a = vbOK Then

If Not rsDiagnosa.EOF Then

MsgBox " No Urut : " & Text1 & " Sudah Tersimpan", vbInformation, "Pesan!!!!"

Elseif TNoUrut.Text = "" Then

MsgBox " No Urut Harus Diisi!!!", vbOKOnly + vbInformation, "Warning!!!!"

TNoUrut.SetFocus

Elseif Combo1.Text = "" Then

MsgBox " No Pendaftaran Harus Diisi!!!", vbOKOnly + vbInformation, "Warning!!!"

Combo1.SetFocus

Elseif TJenisDiagnosa.Text = "" Then

MsgBox " Jenis Diagnosa Harus Diisi!!!", vbOKOnly + vbInformation, "Warning!!!"

TJenisDiagnosa.SetFocus

Else

con.Execute " insert into Diagnosa values('" & TNoUrut.Text & "'," & DTglDiagnosa.Value & ", " & TJenisDiagnosa.Text & "'," & Combo1.Text & ")"

Tampil

Kosong

End If

End If

End Sub

Private Sub Combo1_Click()

Set rsQDaftar = con.Execute(" SELECT
KdPasien,NmPasien,Alamat,Jenkel,Umur,NmKK,TglPndftrn FROM QDaftar WHERE
NoPndftrn = " &

Combo1.Text & """)

If Not rsQDaftar.EOF Then

TKdPasien.Text = rsQDaftar("KdPasien")

TNmPasien.Text = rsQDaftar("NmPasien")

TAlamat.Text = rsQDaftar("Alamat")

TJenKel.Text = rsQDaftar("Jenkel")

```
TUmur.Text = rsQDaftar("Umur")  
TNmKK.Text = rsQDaftar("NmKK")  
TTglPendaftaran.Text = rsQDaftar("TglPndftrn")  
TJenisDiagnosa.SetFocus  
End If  
End Sub
```

```
Private Sub Form_Load()  
BukaDatabase  
Call ISIPendaftaran  
DTglDiagnosa.Value = Format(Date, "DD-MM-YYYY")  
Tampil  
Auto  
End Sub
```

```
Sub ISIPendaftaran()  
Set rsQDaftar = con.Execute("SELECT DISTINCT NoPndftrn FROM QDaftar")  
Do While Not rsQDaftar.EOF  
Combo1.AddItem (rsQDaftar.Fields(0).Value)  
rsQDaftar.MoveNext  
Loop  
End Sub
```

Sub Auto()

Set rsDiagnosa = New ADODB.Recordset

rsDiagnosa.Open " select * from Diagnosa ", con

TNoUrut = "D000" + Trim(Str(rsDiagnosa.RecordCount + 1))

End Sub

Sub Grid()

DgDiagnosa.AllowRowSizing = False

DgDiagnosa.Columns(0).Caption = " No Urut "

DgDiagnosa.Columns(0).Width = 1500

DgDiagnosa.Columns(0).AllowSizing = False

DgDiagnosa.Columns(1).Caption = " Tanggal Diagnosa "

DgDiagnosa.Columns(1).Width = 2000

DgDiagnosa.Columns(1).AllowSizing = False

DgDiagnosa.Columns(2).Caption = " Jenis Diagnosa "

DgDiagnosa.Columns(2).Width = 2800

DgDiagnosa.Columns(2).AllowSizing = False

DgDiagnosa.Columns(3).Caption = " No Pendaftaran "

DgDiagnosa.Columns(3).Width = 2800

DgDiagnosa.Columns(3).AllowSizing = False

End Sub

Sub Tampil()

Set rsDiagnosa = New ADODB.Recordset

rsDiagnosa.Open " select * from Diagnosa ", con

rsDiagnosa.Sort = " NoUrut asc"

Set DgDiagnosa.DataSource = rsDiagnosa

Grid

End Sub

Sub Kosong()

'TNoUrut = ""

TJenisDiagnosa = ""

Combo1 = ""

TTglPendaftaran = ""

TKdPasien = ""

TNmPasien = ""

TAlamat = ""

TUmur = ""

TJenKel = ""

TNmKK = ""

TNoUrut.SetFocus

End Sub

Listing Program Entry Data Resep

Dim RsResep As New ADODB.Recordset

Dim RsObat As New ADODB.Recordset

Dim RsTebus As New ADODB.Recordset

Dim RsQDaftar2 As New ADODB.Recordset

Private Sub CmbDaftar_Click()

Set RsQDaftar2 = con.Execute(" SELECT
KdPasien,NmPasien,Alamat,Jenkel,Umur,NmKK,TglPndftrn,NIP,NmDokter,Jabatan,NoUrut,T
glDiagnosa,JenisDiagnosa FROM QDaftar2 WHERE NoPndftrn ='" &

CmbDaftar.Text & """)

If Not RsQDaftar2.EOF Then

 TKdPasien.Text = RsQDaftar2("KdPasien")

 TNmPasien.Text = RsQDaftar2("NmPasien")

 TAlamat.Text = RsQDaftar2("Alamat")

 TJenkel.Text = RsQDaftar2("Jenkel")

 ' TNmKK.Text = RsQDaftar2("Umur")

 TNmKK.Text = RsQDaftar2("NmKK")

 TTglDiagnosa.Text = RsQDaftar2("TglDiagnosa")

 TNIP.Text = RsQDaftar2("NIP")

 TNmDokter.Text = RsQDaftar2("NmDokter")

 TJabatan.Text = RsQDaftar2("Jabatan")

 TNoUrut.Text = RsQDaftar2("NoUrut")

 TJenisDiagnosa.Text = RsQDaftar2("JenisDiagnosa")

End If

End Sub

Private Sub CmbObat_Click()

Set RsObat = con.Execute(" SELECT NmObat,Jenis,Satuan FROM Obat WHERE KdObat =" &
CmbObat.Text & """)

If Not RsObat.EOF Then

TNmObat.Text = RsObat("NmObat")

TJenis.Text = RsObat("Jenis")

TSatuan.Text = RsObat("Satuan")

TAturan.SetFocus

End If

End Sub

Private Sub CmdBatal_Click()

With FGObat

Batal = 1

Do Until Batal > 100

If .TextMatrix(Batal, 0) = "" Then

Exit Do

Else

Batal = Batal + 1

End If

Loop

FGObat.Rows = FGObat.Rows - Batal + 1

FGObat.Clear

Flex

Call ClearAll

CmdSimpan.Enabled = False

'DgBarang.Visible = False

'DgPelanggan.Visible = False

End With

End Sub

Private Sub CmdCetak_Click()

FCetakResep.Show vbModal

End Sub

Private Sub CmdKeluar_Click()

Unload Me

End Sub

Sub ClearAll()

TNoResep = ""

CmbObat = ""

TKdPasien = ""

TNmPasien = ""

TJenKel = ""

TNmKK = ""

TNIP = ""

TNmDokter = ""

TJabatan = ""

CmbDaftar = ""

TNmObat = ""

TJenis = ""

TJenisDiagnosa = ""

TSatuan = ""

TAturan = ""

TJumlah = ""

TNoUrut = ""

TTglDiagnosa = ""

CmbDaftar.SetFocus

End Sub

Private Sub CmdSimpan_Click()

Dim SIMPAN As String

brs = FGObat.Row

Set RsResep = New ADODB.Recordset

RsResep.Open " select * from Resep where NoResep = " & TNoResep.Text & "", con

If Not RsResep.EOF Then

MsgBox " No Resep Dengan : << " & TNoResep & " >> Sudah Pernah Tersimpan ! "

TNoResep.SetFocus

Elseif CmbDaftar.Text = "" Then

MsgBox "Isi No Pendaftaran yang ada pada text ! ", vbOKOnly, "Check !"

CmbDaftar.SetFocus

Else

SQL = " Insert into Resep(NoResep,TglResep,NoPndftrn)" &

"values(" & TNoResep.Text & "," & DTglResep.Value & "," & CmbDaftar.Text & ")"

con.Execute (SQL)

With FGObat

SIMPAN = 1

Do While SIMPAN < 100

If .TextMatrix(SIMPAN,0) = "" Then

Exit Do

Else

con.Execute " Insert Into Tebus values (" & TNoResep.Text & "," & .TextMatrix(SIMPAN, 1) & "," & .TextMatrix(SIMPAN, 5) & "," & .TextMatrix(SIMPAN, 6) & ")"

SIMPAN = SIMPAN + 1

End If

Loop

End With

MsgBox "Data Dengan No resep << " & TNoResep.Text & " >> sudah tersimpan..!",
vbOKOnly, "Pesan !"

FGObat.Rows = FGObat.Rows - SIMPAN + 1

FGObat.Clear

Flex

ClearAll

CmdSimpan.Enabled = False

End If

'DgPelanggan.Visible = False

'DgBarang.Visible = False

End Sub

Private Sub CmdTambah_Click()

On Error Resume Next

Dim test As Integer

With FGObat

For i = 1 To FGObat.Rows

If .TextMatrix(test, 1) = CmbObat.Text Then

MsgBox " Kode Obat tersebut sudah ada pada FlexGrid "

ClearObat

CmbObat.SetFocus

Exit Sub

End If

test = test + 1

Next i

End With

If CmbDaftar.Text = "" Then

 MsgBox "Isi No Pendaftaran Yang Ada Pada Text", vbOKOnly, "Check !"

 CmbDaftar.SetFocus

 Elseif CmbObat.Text = "" Then

 MsgBox "Isi Kode Obat Yang Ada Pada Text", vbOKOnly, "Check !"

 CmbObat.SetFocus

 Elseif TAturan.Text = "" Then

 MsgBox "Isi Aturan Minum Yang Ada Pada Text", vbOKOnly, "Check !"

 TAturan.SetFocus

 Elseif TJumlah.Text = "" Then

 MsgBox "Isi Jumlah Yang Ada Pada Text", vbOKOnly, "Check !"

 TJumlah.SetFocus

 Else

baris = FGObat.Row

FGObat.Rows = FGObat.Rows + 1

FGObat.TextMatrix(baris, 0) = FGObat.Row + 0

FGObat.TextMatrix(baris, 1) = CmbObat.Text

FGObat.TextMatrix(baris, 2) = TNmObat.Text

FGObat.TextMatrix(baris, 3) = TJenis.Text


```
FGObat.TextMatrix(baris, 4) = TSatuan.Text  
FGObat.TextMatrix(baris, 5) = TAturan.Text  
FGObat.TextMatrix(baris, 6) = TJumlah.Text  
'TTotal.Text = Val(TTotal.Text) + Val(FGBarang.TextMatrix(baris, 6))  
FGObat.Row = FGObat.Row + 1  
MsgBox " Satu Record Bertambah !", vbInformation, " Attention..!"  
Call ClearObat  
CmbObat.SetFocus  
CmdSimpan.Enabled = True  
End If  
End Sub  
Sub ClearObat()  
CmbObat = ""  
TNmObat = ""  
TJenis = ""  
TSatuan = ""  
TAturan = ""  
TJumlah = ""  
CmbObat.SetFocus  
End Sub  
  
Private Sub Form_Load()  
BukaDatabase
```

Call ISIPendaftaran

Call ISIObat

Flex

DTglResep.Value = Format(Date, "DD-MM-YYYY")

'DgPelanggan.Visible = False

'DgBarang.Visible = False

CmdSimpan.Enabled = False

'Tampil

Auto

End Sub

Sub Flex()

FGObat.FormatString = " No | Kode Obat | Nama Obat | Jenis | Satuan |
Aturan | Jumlah "

End Sub

Private Sub TAturan_KeyPress(KeyAscii As Integer)

If KeyAscii = 13 Then

TJumlah.SetFocus

End If

End Sub

Private Sub TJumlah_KeyPress(KeyAscii As Integer)

If KeyAscii = 13 Then

CmdTambah.SetFocus

End If

End Sub

Private Sub TNoResep_KeyPress(KeyAscii As Integer)

If KeyAscii = 13 Then

Set RsResep = New ADODB.Recordset

RsResep.Open " Select * from Resep where NoResep = " & TNoResep & "", con

If Not RsResep.EOF Then

MsgBox " No Resep : << " & TNoResep & " >> Sudah pernah tersimpan dalam Database ",
vbOKOnly, "Warning !"

Else

CmbDaftar = ""

CmbDaftar.SetFocus

End If

End If

End Sub

Sub Auto()

Set RsResep = New ADODB.Recordset

```
RsResep.Open " select * from Resep ", con  
TNoResep = "R000" + Trim(Str(RsResep.RecordCount + 1))  
End Sub
```

```
Sub ISIPendaftaran()  
Set RsQDaftar2 = con.Execute("SELECT DISTINCT NoPndftrn FROM QDaftar2")  
Do While Not RsQDaftar2.EOF  
CmbDaftar.AddItem (RsQDaftar2.Fields(0).Value)  
RsQDaftar2.MoveNext  
Loop  
End Sub
```

```
Sub ISIObat()  
Set RsObat = con.Execute("SELECT DISTINCT KdObat FROM Obat")  
Do While Not RsObat.EOF  
CmbObat.AddItem (RsObat.Fields(0).Value)  
RsObat.MoveNext  
Loop  
End Sub
```

Listing Program Cetak Resep

```
Dim RsQResep As New ADODB.Recordset  
Dim con As New ADODB.Connection
```

Private Sub CmdLAYAR_Click()

With CR

.DataFiles(0) = App.Path & "\\DataBase\RawatJalan.mdb"

.ReportFileName = "" & App.Path & "\\Cetakan\Resep.rpt"

.SelectionFormula = "{QResep.NoResep}=" & Combo1.Text & ""

.Destination = crptToWindow

.WindowState = crptMaximized

.RetrieveDataFiles

.Action = 1

End With

End Sub

Private Sub CmdKeluar_Click()

Unload Me

End Sub

Private Sub Form_Load()

Set con = New ADODB.Connection

con.Provider = "Microsoft.jet.oledb.4.0;data source=" & App.Path & "\\Database\RawatJalan.mdb"

con.Open

con.CursorLocation = adUseClient

isiResep

End Sub

Sub isiResep()

Set RsQResep = con.Execute("select distinct NoResep from Resep")

Do While Not RsQResep.EOF

 Combo1.AddItem (RsQResep.Fields(0).Value)

 RsQResep.MoveNext

Loop

End Sub

Listing Program Cetak Laporan Penyakit

Dim RsQDaftar2 As New ADODB.Recordset

Private Sub CmdCetak_Click()

Dim Saring As String

Set RsQDaftar2 = New ADODB.Recordset

SQL = " select * from QDaftar2 "

Set RsQDaftar2 = con.Execute(SQL)

RsQDaftar2.Filter = "TglPndftrn >= " & DTPicker1.Value &

 " AND TglPndftrn <= " & DTPicker2.Value & ""

If Format(DTPicker2, "MM-dd-yyyy") < Format(DTPicker1, "MM-dd-yyyy") Then

 MsgBox "Tanggal Akhir harus lebih besar dari Tanggal Awal..!", vbOKOnly + vbInformation,
 "W A R N I N G..."

 Elseif RsQDaftar2.EOF Then

MsgBox " Transaksi Dari Tanggal : " & DTPicker1.Value & " s/d " & DTPicker2.Value & " Tidak Ada ", vbInformation, "Pesan..!"

Else

Saring = "{QDaftar2.TglPndftrn} >= #" & Format(DTPicker1.Value, "MM-dd-yyyy") & "#" &

-

" and {QDaftar2.TglPndftrn} <= #" & Format(DTPicker2.Value, "MM-dd-yyyy") & "#"

With CR

.DataFiles(0) = App.Path & "\\Database\RawatJalan.mdb"

.Formulas(1) = "TglAwal=" & Format(DTPicker1.Value, "dd-MM-yyyy") & ""

.Formulas(2) = "TglAkhir=" & Format(DTPicker2.Value, "dd-MM-yyyy") & ""

.ReportFileName = App.Path + "\\Cetakan\LapPenyakit.rpt"

.ReplaceSelectionFormula (Saring)

.Destination = crptToWindow

.WindowState = crptMaximized

.Action = 1

End With

End If

End Sub

Private Sub Command3_Click()

Unload Me

End Sub

Private Sub CmdKeluar_Click()

Unload Me

End Sub

Private Sub Form_Load()

BukaDatabase

DTPicker1.Value = Format(Date, "DD-MM-YYYY")

DTPicker2.Value = Format(Date, "DD-MM-YYYY")

Set RsQDaftar2 = New ADODB.Recordset

RsQDaftar2.Open " Select * from QDaftar2 ", con

End Sub

Listing Program Cetak Laporan Obat

Dim RsQDaftar2 As New ADODB.Recordset

Private Sub CmdCetak_Click()

Dim Saring As String

Set RsQDaftar2 = New ADODB.Recordset

SQL = " select * from QDaftar2 "

Set RsQDaftar2 = con.Execute(SQL)

RsQDaftar2.Filter = "TglPndftrn >= " & DTPicker1.Value &

"" AND TglPndftrn <= " & DTPicker2.Value & ""


```

If Format(DTPicker2, "MM-dd-yyyy") < Format(DTPicker1, "MM-dd-yyyy") Then

    MsgBox "Tanggal Akhir harus lebih besar dari Tanggal Awal..!", vbOKOnly + vbInformation,
    "W A R N I N G..."

    Elseif RsQDaftar2.EOF Then

        MsgBox " Transaksi Dari Tanggal : " & DTPicker1.Value & " s/d " & DTPicker2.Value & "
        Tidak Ada ", vbInformation, "Pesan..!"

    Else

        Saring = "{QDaftar2.TglPndftrn} >= #" & Format(DTPicker1.Value, "MM-dd-yyyy") & "#" &
        -
        " and {QDaftar2.TglPndftrn} <= #" & Format(DTPicker2.Value, "MM-dd-yyyy") & "#"

    With CR

        .DataFiles(0) = App.Path & "\\Database\RawatJalan.mdb"

        .Formulas(1) = "TglAwal=" & Format(DTPicker1.Value, "dd-MM-yyyy") & ""

        .Formulas(2) = "TglAkhir=" & Format(DTPicker2.Value, "dd-MM-yyyy") & ""

        .ReportFileName = App.Path + "\\Cetakan\LapPenyakit.rpt"

        .ReplaceSelectionFormula (Saring)

        .Destination = crptToWindow

        .WindowState = crptMaximized

        .Action = 1

    End With

End If

End Sub

```

Private Sub Command3_Click()

Unload Me

End Sub

Private Sub CmdKeluar_Click()

Unload Me

End Sub

Private Sub Form_Load()

BukaDatabase

DTPicker1.Value = Format(Date, "DD-MM-YYYY")

DTPicker2.Value = Format(Date, "DD-MM-YYYY")

Set RsQDaftar2 = New ADODB.Recordset

RsQDaftar2.Open " Select * from QDaftar2 ", con

End Sub

